



Lamborghini Blancpain Super Trofeo

Rounds 16, 17, 18
Paul Ricard, France
2nd -4th October 2009

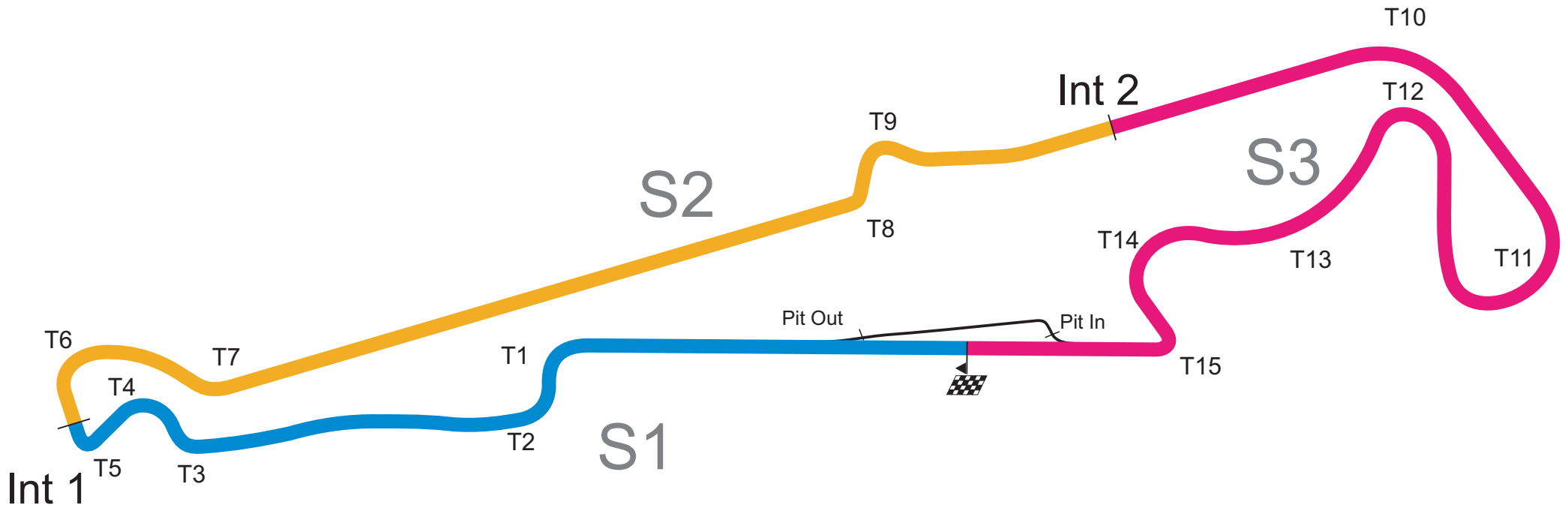


Timing and Results by MST SYSTEMS LTD

www.mstworld.com



- ▲ Start
- ▣ Timing "Line"
- Circuit Centerline 5,842 Km
- Start Line Offset 0,0 Km
- Int 1 @ 1,586 Km
- Int 2 @ 3,486Km
- Pit in @ 5,709Km
- Pit Out @ 0,136 Km
- Pit in to Pit Out = 0,284 Km
- A Lap by the Pits = 5,858 Km
- T = Number of Turn
- S = Sector Number



Lamborghini Blancpain Super Trofeo

FREE PRACTICE

POS	NO	CL	DRIVER	CAR	TIME	LAPS	GAP	KPH
1	23		Venturi/Invernizzi	PURESPORT	2:11.120	13		160.39
2	24		Hayek/Kox	Reiter Engineering	2:12.658	13	1.538	158.53
3	22		Babini/Rossetto	Petri Corse	2:12.928	12	1.808	158.21
4	69		Amos/Amaduzzi	Bonaldi Racing	2:13.749	12	2.629	157.24
5	1		Sanna/Bernard	Automobili Lamborghini S.p.A	2:14.323	11	3.203	156.57
6	16		Dijkstra/Van De Zwann	Schoolmaster	2:14.979	12	3.859	155.81
7	88		Charouz/Lacko	Lamborghini Racing Eastern Euro	2:15.043	11	3.923	155.73
8	77		Janis/Winter	Lamborghini Racing Eastern Euro	2:15.082	12	3.962	155.69
9	3		Bellini	Bonaldi Racing	2:15.896	12	4.776	154.76
10	6		Bartocci/Maddalena	Petri Corse	2:15.955	11	4.835	154.69
11	2		Von Thurn Und Taxis/Von Saurm	Automobili Lamborghini S.p.A	2:18.060	11	6.940	152.33
12	63		Leimer/Leimer	Autovitesse	2:20.753	11	9.633	149.41
13	007		Jenny	Lamborghini Racing Eastern Euro	2:24.535	11	13.415	145.50
14	66		Bassetti	Petri Corse	2:28.179	10	17.059	141.93

Weather/Track: Sun / Dry

Paul Ricard
Circuit Length = 5.8420 km.
Start: 10:12 End: 10:42

Race Director:	Steward:	Timekeeper:
----------------	----------	-------------

Lamborghini Blancpain Super Trofeo Free Practice - Sector Analysis Report

Lap	S1 Time	S1 Spd	S2 Time	S2 Spd	S3 Time	S3 Spd	Lap Time	Pit	Lap	S1 Time	S1 Spd	S2 Time	S2 Spd	S3 Time	S3 Spd	Lap Time	Pit
1 SANNA ITA Automobili Lamborghini S.p.A																	
1	13:08.594	83.6	46.355	208.8	1:07.555	195.2	15:02.504		7	37.799	96.8	40.851	211.3	2:43.326		4:01.976	Pit
2	39.766	97.2	43.417	213.0	58.553	195.2	2:21.736		8	51.369	83.0	44.244	210.1	2:57.591	182.4	4:33.204	
3	37.698	100.6	39.753	212.5	58.596	174.4	2:16.047		9	41.379	94.8	41.605	210.5	59.788	182.7	2:22.772	
4	42.707	87.0	43.575	212.1	59.200	196.0	2:25.482		10	40.046	92.7	41.643	211.3	1:00.583	196.3	2:22.272	
5	37.522	98.6	40.429	211.3	57.384	196.0	2:15.335		11	38.972	92.8	42.696	212.5	1:00.860	195.6	2:22.528	
6	37.483	96.6	39.261	214.2	57.579	195.2	2:14.323										
2 VON THURN UND TAXIS GER Automobili Lamborghini S.p.A																	
1	14:06.188		56.418	166.4	1:10.879	142.6	16:13.485		7	39.624	93.7	41.921	210.5	59.685	194.5	2:21.230	
2	43.769	85.7	43.727	209.7	1:00.511	194.9	2:28.007		8	39.284	95.2	41.119	209.3	1:00.259	195.6	2:20.662	
3	39.798	91.5	41.616	211.3	59.757	194.9	2:21.171		9	39.608	94.3	41.755	210.1	3:19.594		4:40.957	Pit
4	39.001	94.7	41.473	209.7	59.778	194.5	2:20.252		10	50.729	92.4	42.538	212.1	1:00.347	193.5	2:33.614	
5	40.227	94.5	42.854	210.9	1:00.758	194.2	2:23.839		11	38.439	97.6	40.507	213.0	59.114	194.9	2:18.060	
6	39.575	94.6	41.692	210.9	1:00.959	194.2	2:22.226										
3 BELLINI ITA Bonaldi Racing																	
1	13:14.516	81.5	51.039	179.7	1:05.295	194.2	15:10.850		8	49.315	87.6	40.982	211.3	57.546	194.5	2:27.843	
2	40.351	97.1	42.960	213.8	58.040	194.2	2:21.351		9	40.146	98.4	40.346	212.5	57.447	194.5	2:17.939	
3	38.874	100.9	42.038	215.5	1:02.285	148.3	2:23.197		10	37.393	98.9	40.082	215.1	58.421	193.8	2:15.896	
4	40.820	93.8	40.504	213.0	57.533	195.2	2:18.857		11	37.847	98.1	41.248	215.1	58.169	194.5	2:17.264	
5	38.183	93.6	41.054	212.1	58.965	194.2	2:18.202		12	37.557	97.1	40.035	214.2	58.779	196.0	2:16.371	
6	38.024	96.9	41.809	213.0	58.454	193.5	2:18.287										
7	38.709	94.6	40.692	215.1	2:46.215		4:05.616	Pit									
6 BARTOCCI ITA Petri Corse																	
1	13:15.932	89.3	49.218	204.1	1:05.207	194.9	15:10.357		7	40.818	98.1	40.282	211.7	2:39.035		4:00.135	Pit
2	40.049	96.1	41.489	213.0	59.536	193.8	2:21.074		8	55.118	88.1	42.637	188.1	1:01.223	193.8	2:38.978	
3	38.742	99.0	42.182	213.0	59.559	193.5	2:20.483		9	39.886	98.5	41.162	213.0	59.463	195.6	2:20.511	
4	38.564	93.7	40.913	208.8	3:07.412		4:26.889	Pit	10	39.656	95.9	40.511	213.0	59.573	195.2	2:19.740	
5	51.409	91.4	41.673	211.7	58.696	194.5	2:31.778		11	39.207	98.9	40.231	212.5	59.034	195.6	2:18.472	
6	38.157	95.7	39.806	213.4	57.992	195.2	2:15.955										
16 DIJKSTRA NED Schoolmaster																	
1	13:18.329	77.1	49.883	173.0	1:08.056	188.1	15:16.268		8	40.251	92.8	41.883	208.8	1:10.875		2:33.009	Pit
2	41.477	93.3	42.949	208.4	1:01.899	190.1	2:26.325		9	1:59.905	85.0	41.302	210.9	59.206	194.2	3:40.413	
3	40.144	94.6	41.706	211.7	1:12.530		2:34.380	Pit	10	38.798	97.2	39.672	212.1	57.640	194.5	2:16.110	
4	1:19.290	94.5	41.619	209.3	1:01.550	192.1	3:02.459		11	38.180	90.1	39.597	211.7	58.006	194.9	2:15.783	
5	39.911	95.2	41.072	212.1	1:01.579	192.8	2:22.562		12	38.112	93.1	39.603	212.5	57.264	194.9	2:14.979	
6	40.205	93.6	41.109	210.9	59.933	193.2	2:21.247										
7	39.264	96.2	41.375	210.5	59.945	193.2	2:20.584										



Circuit Length - 5.842 kilometres
Circuit Paul Ricard

Weather/Track: Sun / Dry

Lamborghini Blancpain Super Trofeo Free Practice - Sector Analysis Report

Lap S1 Time S1 Spd S2 Time S2 Spd S3 Time S3 Spd Lap Time Pit Lap S1 Time S1 Spd S2 Time S2 Spd S3 Time S3 Spd Lap Time Pit

22 BABINI

ITA

Petri Corse

1	13:22.110	86.1	45.839	211.3	1:01.737	194.5	15:09.686	8	39.351	97.2	40.536	211.3	59.898	197.4	2:19.785
2	38.885	96.7	40.535	213.4	57.520	196.3	2:16.940	9	39.398	93.4	39.914	207.2	1:00.020	199.2	2:19.332
3	37.850	98.3	39.557	212.5	56.522	195.2	2:13.929	10	38.655	94.3	40.706	212.1	1:00.716	197.8	2:20.077
4	37.179	99.4	39.289	213.0	56.460	195.6	2:12.928	11	39.240	98.1	40.972	210.1	59.810	197.4	2:20.022
5	37.586	95.9	40.540	210.9	3:12.994		4:31.120 Pit	12	38.976	95.3	40.468	211.3	59.768	197.4	2:19.212
6	54.750	94.5	41.421	210.5	1:01.304	189.4	2:37.475								
7	39.072	93.9	41.247	208.8	1:00.679	195.6	2:20.998								

23 VENTURI

ITA

PURESORT

1	13:04.891	82.4	43.618	207.2	59.979	194.2	14:48.488	8	39.032	89.4	43.489	208.4	59.859	195.6	2:22.380
2	38.668	93.5	40.972	208.4	57.687	195.2	2:17.327	9	39.289	92.4	40.331	209.7	1:01.291	195.2	2:20.911
3	36.919	102.2	39.297	211.7	56.057	196.0	2:12.273	10	39.153	93.6	40.488	210.5	58.597	196.0	2:18.238
4	36.660	102.3	38.649	212.5	55.811	196.3	2:11.120	11	38.655	92.5	40.218	211.7	58.739	192.5	2:17.612
5	36.529	98.0	38.771	212.1	55.841	198.8	2:11.141	12	38.045	91.9	39.911	211.3	58.648	196.3	2:16.604
6	39.308	93.8	40.543	206.1	1:10.756		2:30.607 Pit	13	39.350	87.2	40.593	210.5	58.153	196.0	2:18.096
7	1:49.329	93.7	41.204	209.3	1:00.014	196.7	3:30.547								

24 HAYEK

SUI

Reiter Engineering

1	13:00.549	90.3	48.854	188.1	1:05.896	194.9	14:55.299	8	40.359	97.1	41.105	211.3	1:14.168		2:35.632 Pit
2	41.915	100.7	42.196	213.8	1:00.580	193.8	2:24.691	9	2:00.020	97.2	40.939	212.5	59.080	193.2	3:40.039
3	39.784	101.7	40.570	214.7	58.687	193.5	2:19.041	10	37.904	97.6	39.976	212.5	57.495	196.7	2:15.375
4	39.483	96.4	40.525	211.7	59.416	195.2	2:19.424	11	37.279	101.4	39.230	213.4	56.984	196.0	2:13.493
5	38.598	103.0	40.994	210.9	59.177	194.9	2:18.769	12	36.972	98.7	39.183	213.0	56.728	196.7	2:12.883
6	38.464	101.2	41.827	209.7	1:00.377	194.2	2:20.668	13	37.201	102.8	38.900	214.2	56.557	197.0	2:12.658
7	42.277	98.9	41.313	209.7	1:00.993	194.9	2:24.583								

63 LEIMER

SUI

Autovitesse

1	13:24.261	74.5	51.726	200.7	1:09.745	191.4	15:25.732	7	39.734	96.2	40.980	210.9	1:00.039	195.2	2:20.753
2	41.461	92.5	45.516	210.1	1:03.695	189.1	2:30.672	8	38.630	91.9	1:06.528	209.7	1:14.390		2:59.548 Pit
3	39.832	93.2	43.031	210.9	1:15.769		2:38.632 Pit	9	1:46.426	83.9	43.241	211.3	1:02.639	194.2	3:32.306
4	1:22.307	94.1	42.112	208.4	1:00.142	193.2	3:04.561	10	40.440	91.9	41.682	210.5	1:14.125	194.2	2:36.247
5	40.204		42.089	210.9	1:00.197	193.8	2:22.490	11	39.618	91.0	40.863	211.7	1:01.198	193.8	2:21.679
6	38.933	94.4	42.058	207.2	1:00.195	195.2	2:21.186								

66 BASSETTI

ITA

Petri Corse

1	13:20.218	77.4	52.363	206.1	1:13.294	181.5	15:25.875	7	43.002	87.4	44.903	209.7	1:04.290	194.9	2:32.195
2	44.594	90.9	46.942	208.0	1:08.607	192.1	2:40.143	8	42.893	94.4	43.741	209.7	1:03.862	194.2	2:30.496
3	43.974	92.6	45.679	211.3	1:06.984	192.8	2:36.637	9	42.166	89.4	44.216	210.9	1:04.381	194.9	2:30.763
4	44.171	84.9	46.396	209.7	1:05.983	192.8	2:36.550	10	41.623	92.8	43.609	206.5	1:02.947	193.5	2:28.179
5	45.517	90.5	45.230	210.5	3:07.720		4:38.467 Pit								
6	1:02.081	94.0	46.673	208.0	1:04.809	193.2	2:53.563								



Weather/Track: Sun / Dry

Circuit Length - 5.842 kilometres
Circuit Paul Ricard

Printed at 10:58, Friday, 02 October, 2009

© MST Systems Ltd, 2005 (www.mstworld.com)

Page 2

Lamborghini Blancpain Super Trofeo Free Practice - Sector Analysis Report

Lap S1 Time S1 Spd S2 Time S2 Spd S3 Time S3 Spd Lap Time Pit Lap S1 Time S1 Spd S2 Time S2 Spd S3 Time S3 Spd Lap Time Pit

69 AMOS						ITA		Bonaldi Racing							
1	13:13.556	82.8	52.926	198.1	1:07.533	183.0	15:14.015	8	54.732	93.9	43.264	212.1	1:01.253	193.5	2:39.249
2	43.084	89.3	45.504	214.2	59.001	192.5	2:27.589	9	39.250	97.2	40.725	214.2	59.078	192.5	2:19.053
3	39.181	97.4	40.842	214.2	57.805	194.5	2:17.828	10	38.713	98.5	40.742	213.0	59.351	193.8	2:18.806
4	37.842	92.4	40.233	212.5	1:06.445	193.2	2:24.520	11	37.807	100.9	40.290	212.1	58.804	194.5	2:16.901
5	37.445	96.3	39.258	213.4	57.046	192.8	2:13.749	12	37.777	101.4	40.294	212.1	58.062	194.2	2:16.133
6	37.382	98.9	39.232	215.5	57.271	193.8	2:13.885								
7	40.845	99.4	40.580	214.7	2:47.137		4:08.562 Pit								

77 JANIS						CZE		Lamborghini Racing Eastern Eur							
1	13:07.278	79.6	47.181	206.8	1:04.689	191.8	14:59.148	8	39.598	93.2	42.059	208.8	1:12.218		2:33.875 Pit
2	42.548	96.6	43.937	208.4	1:02.919	190.8	2:29.404	9	3:21.090	90.3	44.012	207.2	1:00.994	193.2	5:06.096
3	40.079	96.4	43.357	211.3	1:01.491	191.4	2:24.927	10	38.124	98.1	40.401	211.7	57.567	194.5	2:16.092
4	40.682	94.9	41.705	210.1	1:00.450	192.5	2:22.837	11	38.128	96.6	40.073	211.7	57.744	181.2	2:15.945
5	39.491	93.2	41.546	210.1	1:00.447	190.8	2:21.484	12	37.951	96.0	39.776	210.5	57.355	193.8	2:15.082
6	39.791	98.3	41.408	210.1	1:01.065	191.8	2:22.264								
7	39.297	89.5	41.817	210.5	1:01.294	190.8	2:22.408								

88 CHAROUZ						CZE		Lamborghini Racing Eastern Eur							
1	13:09.212		55.513	194.5	1:13.823	189.1	15:18.548	7	3:46.097	88.3	43.596	204.1	1:00.497	189.8	5:30.190
2	45.718	83.9	46.887	207.2	1:08.174	189.4	2:40.779	8	39.624	90.6	40.190	210.5	57.365	191.4	2:17.179
3	45.328	83.0	48.687	207.6	1:08.777	189.4	2:42.792	9	38.166	92.7	40.293	208.8	56.893	192.1	2:15.352
4	44.198	83.5	44.998	206.5	1:06.104	190.1	2:35.300	10	37.972	93.9	39.948	211.7	57.123	192.1	2:15.043
5	45.054	85.1	45.241	206.5	1:06.127	190.8	2:36.422	11	38.050	91.6	40.063	212.1	58.132	192.1	2:16.245
6	43.515	82.3	45.442	204.5	1:23.141		2:52.098 Pit								

7 JENNY						SUI		Lamborghini Racing Eastern Eur						L		
1	13:14.503		56.320	190.8	1:09.182	188.8	15:20.005	7	41.656	88.9	47.155	203.3	1:03.499	191.1	2:32.310	
2	45.342	88.2	46.713	203.3	1:08.197	190.1	2:40.252	8	40.948	91.2	43.247	205.3	1:04.177	191.1	2:28.372	
3	45.075	89.2	45.949	206.5	1:03.564	191.1	2:34.588	9	40.950	90.3	42.755	205.7	1:01.469	192.5	2:25.174	
4	41.366	92.7	44.546	203.3	1:03.347	191.1	2:29.259	10	40.286	90.6	42.835	205.7	1:01.414	191.4	2:24.535	
5	41.780	89.8	43.608	207.6	1:15.176		2:40.564 Pit	11	40.973	92.6	42.227	206.1	1:22.897	169.8	2:46.097	
6	2:24.758	90.6	43.666	207.6	1:03.124	190.4	4:11.548									



Circuit Length - 5.842 kilometres
Circuit Paul Ricard

Weather/Track: Sun / Dry

Lamborghini Blancpain Super Trofeo

Free Practice - Best Sector Speeds Report

SECTOR 1				SECTOR 2			SECTOR 3					
POS	NO	NAME	SPEED	LAP	NO	NAME	SPEED	LAP	NO	NAME	SPEED	LAP
1	24	HAYEK	103.0	5	3	BELLINI	215.5	3	22	BABINI	199.2	9
2	23	VENTURI	102.3	4	69	AMOS	215.5	6	23	VENTURI	198.8	5
3	69	AMOS	101.4	12	24	HAYEK	214.7	3	24	HAYEK	197.0	13
4	3	BELLINI	100.9	3	1	SANNA	214.2	6	1	SANNA	196.3	10
5	1	SANNA	100.6	3	6	BARTOCCI	213.4	6	3	BELLINI	196.0	12
6	22	BABINI	99.4	4	22	BABINI	213.4	2	2	VON THURN U	195.6	8
7	6	BARTOCCI	99.0	3	2	VON THURN U	213.0	11	6	BARTOCCI	195.6	9
8	77	JANIS	98.3	6	16	DIJKSTRA	212.5	12	63	LEIMER	195.2	6
9	2	VON THURN U	97.6	11	23	VENTURI	212.5	4	16	DIJKSTRA	194.9	11
10	16	DIJKSTRA	97.2	10	88	CHAROUZ	212.1	11	66	BASSETTI	194.9	7
11	63	LEIMER	96.2	7	63	LEIMER	211.7	11	69	AMOS	194.5	3
12	66	BASSETTI	94.4	8	77	JANIS	211.7	10	77	JANIS	194.5	10
13	88	CHAROUZ	93.9	10	66	BASSETTI	211.3	3	7	JENNY	192.5	9
14	7	JENNY	92.7	4	7	JENNY	207.6	5	88	CHAROUZ	192.1	9



Weather/Track: Sun / Dry

Circuit Length - 5.842 kilometres
Circuit Paul Ricard

Lamborghini Blancpain Super Trofeo

Free Practice - Best Sector Times Report

POS	NO	SECTOR 1		SECTOR 2		SECTOR 3		IDEAL/BEST LAP COMPARISON							
		TIME	LAP	NO	TIME	LAP	NO	TIME	LAP	NO	NAME	IDEAL	BEST	LAP	DIFF
1	23	36.529	5	23	38.649	4	23	55.811	4	23	VENTURI	2:10.989	2:11.120	4	+ 0.131
2	24	36.972	12	24	38.900	13	22	56.460	4	24	HAYEK	2:12.429	2:12.658	13	+ 0.229
3	22	37.179	4	69	39.232	6	24	56.557	13	22	BABINI	2:12.928	2:12.928	4	+ 0.000
4	69	37.382	6	1	39.261	6	88	56.893	9	69	AMOS	2:13.660	2:13.749	5	+ 0.089
5	3	37.393	10	22	39.289	4	69	57.046	5	1	SANNA	2:14.128	2:14.323	6	+ 0.195
6	1	37.483	6	16	39.597	11	16	57.264	12	88	CHAROUZ	2:14.813	2:15.043	10	+ 0.230
7	77	37.951	12	77	39.776	12	77	57.355	12	3	BELLINI	2:14.875	2:15.896	10	+ 1.021
8	88	37.972	10	6	39.806	6	1	57.384	5	16	DIJKSTRA	2:14.973	2:14.979	12	+ 0.006
9	16	38.112	12	88	39.948	10	3	57.447	9	77	JANIS	2:15.082	2:15.082	12	+ 0.000
10	6	38.157	6	3	40.035	12	6	57.992	6	6	BARTOCCI	2:15.955	2:15.955	6	+ 0.000
11	2	38.439	11	2	40.507	11	2	59.114	11	2	VON THURN	2:18.060	2:18.060	11	+ 0.000
12	63	38.630	8	63	40.863	11	63	1:00.039	7	63	LEIMER	2:19.532	2:20.753	7	+ 1.221
13	7	40.286	10	7	42.227	11	7	1:01.414	10	7	JENNY	2:23.927	2:24.535	10	+ 0.608
14	66	41.623	10	66	43.609	10	66	1:02.947	10	66	BASSETTI	2:28.179	2:28.179	10	+ 0.000

'Perfect Lap' - 2:10.989



Circuit Length - 5.842 kilometres
Circuit Paul Ricard

Weather/Track: Sun / Dry

Lamborghini Blancpain Super Trofeo QUALIFYING

POS	NO	CL	DRIVER	CAR	TIME	LAPS	GAP	KPH
1	23		Venturi/Invernizzi	PURESPORT	2:10.837	11		160.74
2	22		Babini/Rossetto	Petri Corse	2:10.967	11	0.130	160.58
3	1		Sanna/Bernard	Automobili Lamborghini S.p.A	2:12.108	12	1.271	159.19
4	88		Charouz/Lacko	Lamborghini Racing Eastern Euro	2:12.703	12	1.866	158.48
5	69		Amos/Amaduzzi	Bonaldi Racing	2:12.902	11	2.065	158.24
6	16		Dijkstra/Van De Zwann	Schoolmaster	2:13.362	11	2.525	157.70
7	3		Bellini	Bonaldi Racing	2:13.511	9	2.674	157.52
8	6		Bartocci/Maddalena	Petri Corse	2:13.700	11	2.863	157.30
9	2		Von Thurn Und Taxis/Von Saurm	Automobili Lamborghini S.p.A	2:14.631	12	3.794	156.21
10	77		Janis/Winter	Lamborghini Racing Eastern Euro	2:14.670	12	3.833	156.16
11	63		Leimer/Leimer	Autovitesse	2:16.417	12	5.580	154.16
12	007		Jenny	Lamborghini Racing Eastern Euro	2:18.770	11	7.933	151.55
13	24		Hayek/Kox	Reiter Engineering	2:19.730	2	8.893	150.51
QUALIFICATION MAXIMA					2:19.995			
66			Bassetti	Petri Corse	2:23.171	12	12.334	146.89

Weather/Track: Sun / Dry

Paul Ricard
Circuit Length = 5.8420 km.
Start: 15:20 End: 15:50

Race Director:	Steward:	Timekeeper:
----------------	----------	-------------

Lamborghini Blancpain Super Trofeo Qualifying - Sector Analysis Report

Lap S1 Time S1 Spd S2 Time S2 Spd S3 Time S3 Spd Lap Time Pit Lap S1 Time S1 Spd S2 Time S2 Spd S3 Time S3 Spd Lap Time Pit

1 SANNA							ITA Automobili Lamborghini S.p.A								
1	11:12.372	98.2	57.240	207.2	1:08.041	194.5	13:17.653	8	37.286	99.5	39.466	216.0	56.888	194.9	2:13.640
2	40.070	98.9	41.909	210.5	1:00.826	196.0	2:22.805	9	36.866	98.5	38.750	215.5	56.492	195.2	2:12.108
3	39.515	102.0	41.871	211.7	59.242	196.0	2:20.628	10	37.105	100.3	39.102	215.1	56.808	194.9	2:13.015
4	38.534	96.2	40.587	214.2	58.655	194.9	2:17.776	11	37.164	101.4	40.968	213.0	1:06.463	195.2	2:24.595
5	38.420	100.3	40.377	213.8	58.739	194.2	2:17.536	12	37.421	99.0	38.947	215.1	2:29.507		3:45.875 Pit
6	38.668	99.1	41.488	213.0	3:13.413		4:33.569 Pit								
7	55.571	93.3	42.357	209.7	58.266	194.2	2:36.194								

2 VON THURN UND TAXIS							GER Automobili Lamborghini S.p.A								
1	11:20.480	78.7	1:06.739	169.5	1:10.954	192.8	13:38.173	8	38.954	96.3	42.633	205.3	59.737	193.5	2:21.324
2	38.224	97.2	39.750	212.5	1:34.842		2:52.816 Pit	9	38.442	96.5	40.300	211.3	59.112	194.5	2:17.854
3	48.752	98.4	39.831	215.1	59.802	193.5	2:28.385	10	38.359	97.9	41.096	211.7	59.335	193.8	2:18.790
4	37.579	98.4	39.680	214.7	57.908	194.2	2:15.167	11	42.901	90.1	43.020	208.8	1:04.600	194.9	2:30.521
5	37.476	100.7	39.445	213.8	57.710	194.2	2:14.631	12	38.646	96.4	40.727	212.5	59.192	193.5	2:18.565
6	37.474	98.7	37.826	209.3	2:33.288		3:48.588 Pit								
7	52.564	93.9	40.990	209.7	59.660	193.5	2:33.214								

3 BELLINI							ITA Bonaldi Racing								
1	11:00.744	87.9	50.793	147.7	1:06.858	191.4	12:58.395	6	53.325	86.3	42.977	160.9	1:00.850	192.8	2:37.152
2	38.422	96.7	39.894	213.4	1:01.346	188.1	2:19.662	7	37.872	95.5	39.513	214.7	1:01.776	192.5	2:19.161
3	38.064	99.3	39.661	215.1	56.339	193.8	2:14.064	8	37.427	100.9	39.594	213.4	56.490	194.2	2:13.511
4	37.821	101.0	39.403	214.7	56.704	193.5	2:13.928	9	37.603	100.0	39.593	214.2	56.671	194.2	2:13.867
5	38.864	97.4	40.411	214.2	5:52.746		7:12.021 Pit								

6 BARTOCCI							ITA Petri Corse								
1	10:56.021	86.4	47.276	209.7	1:04.648	191.4	12:47.945	7	50.669	97.2	41.513	210.9	58.527	192.8	2:30.709
2	42.128	93.5	42.618	209.7	1:57.347		3:22.093 Pit	8	38.674	101.2	40.017	212.1	59.113	187.5	2:17.804
3	53.303	91.9	41.972	186.8	1:02.879	192.1	2:38.154	9	38.872	101.0	40.016	212.5	58.294	194.2	2:17.182
4	37.855	96.2	39.182	214.2	56.919	193.5	2:13.956	10	38.078	97.6	40.555	211.7	58.158	194.2	2:16.791
5	37.203	97.9	39.340	213.4	57.157	194.5	2:13.700	11	37.954	98.5	40.045	211.7	58.161	193.2	2:16.160
6	48.806	83.5	51.075	160.2	4:14.601		5:54.482 Pit								

16 DIJKSTRA							NED Schoolmaster								
1	11:22.172	81.3	58.019	178.8	1:09.254	189.8	13:29.445	7	5:25.722	77.9	46.682	208.8	59.619	190.8	7:12.023
2	41.880	88.8	43.877	208.8	1:02.381	188.4	2:28.138	8	38.094	96.8	40.112	211.7	1:00.329	191.8	2:18.535
3	39.560	93.9	41.180	211.3	1:00.769	189.8	2:21.509	9	37.659	97.1	39.123	214.7	56.694	192.1	2:13.476
4	39.453	91.2	40.853	213.0	59.942	191.1	2:20.248	10	37.452	93.2	39.371	212.5	56.539	193.2	2:13.362
5	39.610	89.0	40.265	211.7	59.332	192.8	2:19.207	11	36.846	96.8	39.201	214.7	57.386	191.8	2:13.433
6	39.277	91.5	42.106	210.9	1:10.931		2:32.314 Pit								



Circuit Length - 5.842 kilometres
Circuit Paul Ricard

Weather/Track: Sun / Dry

Lamborghini Blancpain Super Trofeo Qualifying - Sector Analysis Report

Lap S1 Time S1 Spd S2 Time S2 Spd S3 Time S3 Spd Lap Time Pit Lap S1 Time S1 Spd S2 Time S2 Spd S3 Time S3 Spd Lap Time Pit

22 BABINI

ITA

Petri Corse

1	12:40.835	85.3	42.859	213.0	58.085	196.0	14:21.779	7	36.838	100.6	38.872	214.2	55.526	194.9	2:11.236
2	37.043	99.6	38.986	213.0	55.793	195.2	2:11.822	8	36.559	100.1	38.788	212.1	55.620	194.9	2:10.967
3	36.773	99.4	38.878	214.7	55.394	196.3	2:11.045	9	38.593	97.4	40.210	214.2	1:44.037		3:02.840 Pit
4	36.737	100.1	38.866	214.2	55.840	195.2	2:11.443	10	52.187	96.9	41.339	211.3	1:00.334	194.9	2:33.860
5	39.944	98.5	40.960	212.5	5:08.443		6:29.347 Pit	11	39.132	98.0	40.354	212.5	59.128	195.6	2:18.614
6	52.613	89.4	42.342	209.3	58.983	195.2	2:33.938								

23 VENTURI

ITA

PURESORT

1	11:11.218	83.3	56.539	207.6	1:08.158	190.4	13:15.915	7	3:32.528	88.3	45.627	168.4	1:08.231	194.5	5:26.386
2	40.659	91.5	41.817	208.8	59.831	192.5	2:22.307	8	36.648	100.4	38.622	212.5	55.679	196.0	2:10.949
3	38.600	94.2	40.752	210.5	59.425	191.8	2:18.777	9	36.210	103.2	38.590	212.5	56.037	195.2	2:10.837
4	38.511	94.8	39.877	212.1	58.300	190.4	2:16.688	10	36.321	101.6	38.742	213.4	55.979		2:11.042
5	38.300	90.0	40.480	211.7	59.217	192.8	2:17.997	11	39.022	94.4	41.543	167.7	1:18.518		2:39.083 Pit
6	41.945	91.0	42.271	210.5	1:15.338		2:39.554 Pit								

24 HAYEK

SUI

Reiter Engineering

1	11:10.363	77.9	56.330	208.8	1:08.061	191.8	13:14.754								
2	39.808	100.7	41.012	209.7	58.910	193.5	2:19.730								

63 LEIMER

SUI

Autovitesse

1	11:11.771	85.4	52.528	206.5	1:01.248	192.5	13:05.547	8	39.330	94.2	40.605	213.0	1:09.258		2:29.193 Pit
2	39.325	98.1	40.340	210.5	58.912	193.5	2:18.577	9	1:46.963	90.4	43.430	194.5	1:01.193	182.1	3:31.586
3	38.464	93.2	39.820	211.7	58.133	194.9	2:16.417	10	41.311	93.3	41.769	200.3	1:00.092	182.4	2:23.172
4	40.934	91.2	43.180	205.7	1:11.763		2:35.877 Pit	11	39.264	95.5	41.880	202.2	1:02.581	152.7	2:23.725
5	1:26.299	93.1	40.426	209.7	1:00.640	193.2	3:07.365	12	43.756	76.1	42.144	199.6	1:00.718	182.4	2:26.618
6	39.018	92.8	40.102	208.8	57.715	194.2	2:16.835								
7	38.076	92.0	40.067	211.3	58.354	193.8	2:16.497								

66 BASSETTI

ITA

Petri Corse

1	11:07.460	78.7	57.557	184.6	1:10.344	148.1	13:15.361	8	39.920	94.7	42.124	209.7	1:02.729	192.1	2:24.773
2	45.894	76.3	46.219	205.3	1:03.418	188.8	2:35.531	9	40.244	95.8	42.314	210.9	1:02.140	191.1	2:24.698
3	41.971	92.3	42.928	207.6	1:53.808		3:18.707 Pit	10	40.368	96.3	42.131	210.1	1:00.837	191.1	2:23.336
4	52.536	92.5	43.222	208.0	1:02.448	190.8	2:38.206	11	40.471	92.5	43.851	211.7	1:01.520	193.2	2:25.842
5	40.591	91.8	42.091	208.4	1:01.903	189.8	2:24.585	12	40.556	96.7	42.240	211.3	2:40.271		4:03.067 Pit
6	40.652	96.0	42.071	208.8	1:00.659	191.1	2:23.382								
7	40.604	92.8	41.931	208.8	1:00.636	191.8	2:23.171								

69 AMOS

ITA

Bonaldi Racing

1	11:09.701	74.7	1:01.320	140.6	2:24.821		14:35.842 Pit	7	37.283	95.9	39.565	213.8	57.103	193.5	2:13.951
2	52.487	94.2	44.490	213.4	59.728	191.8	2:36.705	8	37.357	96.4	39.005	213.8	56.540	194.9	2:12.902
3	38.588	100.9	39.939	216.8	57.849	193.2	2:16.376	9	43.413	92.5	43.101	131.2	1:04.680	193.8	2:31.194
4	37.624	101.7	39.800	215.1	59.223	193.2	2:16.647	10	40.741	97.9	43.349	214.7	57.193	194.5	2:21.283
5	37.755	102.6	40.084	213.0	3:57.005		5:14.844 Pit	11	37.027	97.8	39.561	214.2	2:17.844		3:34.432 Pit
6	54.580	94.7	40.610	213.0	57.507	194.9	2:32.697								



Weather/Track: Sun / Dry

Circuit Length - 5.842 kilometres
Circuit Paul Ricard

Lamborghini Blancpain Super Trofeo Qualifying - Sector Analysis Report

Lap S1 Time S1 Spd S2 Time S2 Spd S3 Time S3 Spd Lap Time Pit Lap S1 Time S1 Spd S2 Time S2 Spd S3 Time S3 Spd Lap Time Pit

77 JANIS

CZE

Lamborghini Racing Eastern Eur

1	11:13.508	90.6	1:01.348	203.0	1:05.915	190.1	13:20.771	8	37.344	99.9	39.930	211.7	57.545	193.2	2:14.819
2	40.893	75.1	42.986	209.3	59.083	192.8	2:22.962	9	37.532	98.6	39.547	212.5	57.642	194.5	2:14.721
3	38.956	94.7	41.213	212.5	58.334	193.2	2:18.503	10	42.631	80.2	43.469	212.5	1:01.401	194.2	2:27.501
4	38.916	96.6	40.661	211.7	58.338	192.1	2:17.915	11	38.026	97.9	39.876	213.4	1:00.017	193.5	2:17.919
5	38.736	97.5	42.119	210.5	1:12.545		2:33.400 Pit	12	37.852	98.3	39.736	213.0	58.634	194.2	2:16.222
6	3:13.615	97.2	41.927	205.7	58.210	194.2	4:53.752								
7	37.650	97.3	39.713	211.7	57.307	192.8	2:14.670								

88 CHAROUZ

CZE

Lamborghini Racing Eastern Eur

1	11:17.174	83.2	1:02.324	171.9	1:09.305	190.8	13:28.803	8	37.803	96.2	39.732	212.1	56.109	192.8	2:13.644
2	41.998	88.1	43.648	208.0	1:04.887	189.4	2:30.533	9	36.860	96.7	39.406	210.5	56.437	191.1	2:12.703
3	41.720	90.6	42.283	210.1	1:02.178	190.1	2:26.181	10	37.168	95.9	39.378	213.4	56.507	191.8	2:13.053
4	40.834	86.3	41.338	212.1	1:01.293	192.1	2:23.465	11	37.397	95.6	42.387	203.3	57.705	191.4	2:17.489
5	40.257	94.6	40.939	210.5	1:00.759	191.8	2:21.955	12	37.171	97.5	39.397	212.5	56.869	191.4	2:13.437
6	41.564	93.4	41.602	209.3	1:12.422		2:35.588 Pit								
7	2:55.915	89.5	42.149	209.3	57.550	190.8	4:35.614								

7 JENNY

SUI

Lamborghini Racing Eastern Eur

1	11:15.839	83.1	1:03.145	172.5	1:08.492	188.1	13:27.476	7	39.218	90.6	41.388	210.1	1:00.531	192.8	2:21.137
2	41.921	90.5	43.745	205.7	1:02.025	190.4	2:27.691	8	39.859	92.3	42.622	195.2	1:15.454		2:37.935 Pit
3	40.594	94.0	42.132	208.8	1:03.515	191.8	2:26.241	9	3:04.577	88.8	45.863	204.9	1:01.549	191.8	4:51.989
4	40.411	95.7	41.899	210.9	1:01.188	192.8	2:23.498	10	39.204	95.6	41.774	208.0	1:00.372	191.1	2:21.350
5	40.056	89.2	43.567	210.1	1:00.966	192.5	2:24.589	11	38.844	94.4	41.169	208.0	58.757	193.2	2:18.770
6	39.708	92.7	41.659	210.9	1:00.545	191.8	2:21.912								



Weather/Track: Sun / Dry

Circuit Length - 5.842 kilometres
Circuit Paul Ricard

Printed at 16:02, Friday, 02 October, 2009

© MST Systems Ltd, 2005 (www.mstworld.com)

Page 3

Lamborghini Blancpain Super Trofeo Qualifying - Best Sector Speeds Report

SECTOR 1				SECTOR 2				SECTOR 3				
POS	NO	NAME	SPEED	LAP	NO	NAME	SPEED	LAP	NO	NAME	SPEED	LAP
1	23	VENTURI	103.2	9	69	AMOS	216.8	3	22	BABINI	196.3	3
2	69	AMOS	102.6	5	1	SANNA	216.0	8	1	SANNA	196.0	2
3	1	SANNA	102.0	3	2	VON THURN U	215.1	3	23	VENTURI	196.0	8
4	6	BARTOCCI	101.2	8	3	BELLINI	215.1	3	2	VON THURN U	194.9	11
5	3	BELLINI	101.0	4	16	DIJKSTRA	214.7	9	63	LEIMER	194.9	3
6	2	VON THURN U	100.7	5	22	BABINI	214.7	3	69	AMOS	194.9	6
7	24	HAYEK	100.7	2	6	BARTOCCI	214.2	4	6	BARTOCCI	194.5	5
8	22	BABINI	100.6	7	23	VENTURI	213.4	10	77	JANIS	194.5	9
9	77	JANIS	99.9	8	77	JANIS	213.4	11	3	BELLINI	194.2	8
10	63	LEIMER	98.1	2	88	CHAROUZ	213.4	10	24	HAYEK	193.5	2
11	88	CHAROUZ	97.5	12	63	LEIMER	213.0	8	16	DIJKSTRA	193.2	10
12	16	DIJKSTRA	97.1	9	66	BASSETTI	211.7	11	66	BASSETTI	193.2	11
13	66	BASSETTI	96.7	12	7	JENNY	210.9	4	7	JENNY	193.2	11
14	7	JENNY	95.7	4	24	HAYEK	209.7	2	88	CHAROUZ	192.8	8



Circuit Length - 5.842 kilometres
Circuit Paul Ricard

Weather/Track: Sun / Dry

Lamborghini Blancpain Super Trofeo Qualifying - Best Sector Times Report

POS	NO	SECTOR 1		SECTOR 2		SECTOR 3		IDEAL/BEST LAP COMPARISON							
		TIME	LAP	NO	TIME	LAP	NO	TIME	LAP	NO	NAME	IDEAL	BEST	LAP	DIFF
1	23	36.210	9	23	38.590	9	22	55.394	3	23	VENTURI	2:10.479	2:10.837	9	+ 0.358
2	22	36.559	8	1	38.750	9	23	55.679	8	22	BABINI	2:10.741	2:10.967	8	+ 0.226
3	16	36.846	11	22	38.788	8	88	56.109	8	1	SANNA	2:12.108	2:12.108	9	+ 0.000
4	88	36.860	9	69	39.005	8	3	56.339	3	88	CHAROUZ	2:12.347	2:12.703	9	+ 0.356
5	1	36.866	9	16	39.123	9	1	56.492	9	16	DIJKSTRA	2:12.508	2:13.362	10	+ 0.854
6	69	37.027	11	6	39.182	4	16	56.539	10	69	AMOS	2:12.572	2:12.902	8	+ 0.330
7	6	37.203	5	88	39.378	10	69	56.540	8	3	BELLINI	2:13.169	2:13.511	8	+ 0.342
8	77	37.344	8	3	39.403	4	6	56.919	4	6	BARTOCCI	2:13.304	2:13.700	5	+ 0.396
9	3	37.427	8	2	39.445	5	77	57.307	7	77	JANIS	2:14.198	2:14.670	7	+ 0.472
10	2	37.476	5	77	39.547	9	2	57.710	5	2	VON THURN	2:14.631	2:14.631	5	+ 0.000
11	63	38.076	7	63	39.820	3	63	57.715	6	63	LEIMER	2:15.611	2:16.417	3	+ 0.806
12	7	38.844	11	24	41.012	2	7	58.757	11	7	JENNY	2:18.770	2:18.770	11	+ 0.000
13	24	39.808	2	7	41.169	11	24	58.910	2	24	HAYEK	2:19.730	2:19.730	2	+ 0.000
14	66	39.920	8	66	41.931	7	66	1:00.636	7	66	BASSETTI	2:22.487	2:23.171	7	+ 0.684

'Perfect Lap' - 2:10.194



Circuit Length - 5.842 kilometres
Circuit Paul Ricard


Weather/Track: Sun / Dry

Lamborghini Blancpain Super Trofeo

GRID FOR RACE 1

ROW 7	66 Bassetti	24 Hayek/Kox
ROW 6	007 Jenny	63 Leimer/Leimer
ROW 5	77 Janis/Winter	2 Von Thurn Und Taxis/Von Saurma
ROW 4	6 Bartocci/Maddalena	3 Bellini
ROW 3	16 Dijkstra/Van De Zwann	69 Amos/Amaduzzi
ROW 2	88 Charouz/Lacko	1 Sanna/Bernard
ROW 1	22 Babini/Rossetto	23 Venturi/Invernizzi

POLE



Weather/Track: Sun / Dry

Paul Ricard
Circuit Length = 5.8420 km.
Start: 15:20 End: 15:50

Race Director:	Steward:	Timekeeper:
----------------	----------	-------------

Lamborghini Blancpain Super Trofeo

RACE 1 - CLASSIFICATION

POS	NO	CL	DRIVER	CAR	TIME	LAPS	GAP	KPH	BEST
1	1		Sanna/Bernard	Automobili Lamborghini S.p.A	41:56.217	18		150.44	2:13.843
2	22		Babini/Rossetto	Petri Corse	42:07.007	18	10.790	149.80	2:13.310
3	24		Hayek/Kox	Reiter Engineering	42:13.038	18	16.821	149.45	2:13.542
4	69		Amos/Amaduzzi	Bonaldi Racing	42:13.361	18	17.144	149.43	2:13.838
5	2		Von Thurn Und Taxis/Von Saurm	Automobili Lamborghini S.p.A	42:16.909	18	20.692	149.22	2:13.123
6	88		Charouz/Lacko	Lamborghini Racing Eastern Euro	42:31.387	18	35.170	148.37	2:13.756
7	3		Bellini	Bonaldi Racing	42:42.636	18	46.419	147.72	2:16.134
8	16		Dijkstra/Van De Zwann	Schoolmaster	42:55.200	18	58.983	147.00	2:14.099
9	23		Venturi/Invernizzi	PURESPORT	43:11.934	18	1:15.717	146.05	2:11.724
10	63		Leimer/Leimer	Autovitesse	43:45.723	18	1:49.506	144.17	2:16.154
11	77		Janis/Winter	Lamborghini Racing Eastern Euro	43:50.484	18	1:54.267	143.91	2:15.195
12	007		Jenny	Lamborghini Racing Eastern Euro	41:59.234	17	1 LAP	141.92	2:21.425
13	66		Bassetti	Petri Corse	42:50.649	17	1 LAP	139.08	2:21.992
NOT CLASSIFIED									
6			Bartocci/Maddalena	Petri Corse	24:26.683	10	D.N.F.	143.39	2:16.476
FASTEST LAP									
23			Venturi/Invernizzi	PURESPORT	2:11.724	12	159.66kph	99.20mph	

Weather/Track: Sun / Dry

Paul Ricard
Circuit Length = 5.8420 km.
Start: 10:17 End: 10:59

Race Director:	Steward:	Timekeeper:
----------------	----------	-------------

Lamborghini Blancpain Super Trofeo

Race 1 - Sector Analysis Report

Lap S1 Time S1 Spd S2 Time S2 Spd S3 Time S3 Spd Lap Time Pit Lap S1 Time S1 Spd S2 Time S2 Spd S3 Time S3 Spd Lap Time Pit

1 SANNA							ITA Automobili Lamborghini S.p.A								
1	43.048	94.2	41.020	211.3	58.130	197.4	2:22.198	11	37.493	99.4	39.704	214.2	57.399	196.3	2:14.596
2	37.809	97.1	40.366	210.9	57.767	196.0	2:15.942	12	37.610	97.6	39.699	213.0	57.202	197.0	2:14.511
3	37.670	102.1	40.033	211.3	57.687	196.7	2:15.390	13	37.298	98.0	39.370	215.1	57.175	197.8	2:13.843
4	37.957	101.4	40.068	212.1	57.785	197.4	2:15.810	14	38.119	95.5	40.634	214.2	59.161	197.4	2:17.914
5	37.760	98.9	40.984	215.1	58.790	196.3	2:17.534	15	37.849	95.4	39.522	214.2	56.850	196.7	2:14.221
6	37.830	99.5	40.392	213.4	58.521	198.1	2:16.743	16	37.404	97.1	39.892	214.2	57.527	197.8	2:14.823
7	38.043	99.0	40.205	212.1	58.479	197.8	2:16.727	17	37.540	98.7	39.625	215.1	57.809	197.8	2:14.974
8	37.716	101.4	40.251	212.1	1:56.441		3:14.408 Pit	18	37.682	100.0	39.960	216.0	58.393	195.2	2:16.035
9	48.066	99.3	40.374	212.5	57.280	197.0	2:25.720								
10	37.870	98.2	39.686	214.2	57.272	197.8	2:14.828								

2 VON THURN UND TAXIS							GER Automobili Lamborghini S.p.A								
1	46.145	93.1	42.018	208.4	59.961	194.5	2:28.124	11	37.255	96.6	39.549	215.1	57.084	194.9	2:13.888
2	39.237	92.7	41.182	209.7	58.960	195.6	2:19.379	12	37.137	92.0	39.698	213.0	57.641	195.2	2:14.476
3	39.048	98.9	41.027	211.7	58.714	194.5	2:18.789	13	36.950	101.2	39.168	213.4	57.005	196.7	2:13.123
4	38.332	98.6	40.269	214.2	59.111	195.6	2:17.712	14	37.166	95.1	39.377	214.2	57.572	194.9	2:14.115
5	38.584	98.7	40.796	203.0	58.642	193.2	2:18.022	15	37.049	96.1	39.709	212.5	57.486	196.0	2:14.244
6	38.172	100.4	40.474	211.3	58.649	195.2	2:17.295	16	37.033	97.4	39.389	214.2	57.184	197.8	2:13.606
7	37.848	98.3	40.520	212.1	2:13.586		3:31.954 Pit	17	37.041	95.3	39.308	214.7	57.260	194.5	2:13.609
8	47.947	92.7	39.958	213.8	57.739	196.0	2:25.644	18	37.093	95.5	39.501	215.1	57.317	197.0	2:13.911
9	37.164	95.0	39.543	213.8	57.394	195.6	2:14.101								
10	37.352	96.5	39.276	214.2	58.289	196.0	2:14.917								

3 BELLINI							ITA Bonaldi Racing								
1	47.246	96.3	41.660	211.3	59.517	193.5	2:28.423	11	38.435	96.7	40.576	212.5	57.815	194.2	2:16.826
2	39.610	95.0	41.359	211.3	1:00.966	194.5	2:21.935	12	37.981	89.6	40.674	209.3	58.641	194.5	2:17.296
3	38.893	100.8	41.910	213.0	58.523	192.8	2:19.326	13	39.065	92.8	40.884	212.1	58.479	193.5	2:18.428
4	37.930	102.4	40.087	212.1	58.117	194.5	2:16.134	14	38.117	97.1	40.447	211.3	58.898	195.2	2:17.462
5	38.843	93.5	40.750	213.4	59.101	192.8	2:18.694	15	38.530	94.5	40.531	212.1	58.793	194.2	2:17.854
6	38.818	93.9	40.316	212.1	57.549	196.0	2:16.683	16	38.303	89.0	40.928	210.5	58.425	194.2	2:17.656
7	38.451	99.7	40.358	212.1	57.926	194.5	2:16.735	17	38.667	88.0	41.116	213.0	58.104	192.1	2:17.887
8	38.012	101.9	40.593	210.1	1:00.407	181.8	2:19.012	18	38.750	99.0	40.832	212.5	58.565	194.5	2:18.147
9	38.281	97.0	40.942	212.1	1:55.680		3:14.903 Pit								
10	49.992	98.2	40.435	212.5	58.808	192.8	2:29.235								

6 BARTOCCI							ITA Petri Corse								
1	46.741	93.9	41.480	210.9	1:01.218	195.6	2:29.439	7	38.219	94.7	39.961	210.9	58.296	195.6	2:16.476
2	39.410	102.6	41.074	212.5	59.237	195.6	2:19.721	8	38.111	98.0	40.328	210.5	1:58.658		3:17.097 Pit
3	39.237	98.2	42.196	213.0	58.101	196.3	2:19.534	9	48.817	95.7	40.087	212.1	58.312	194.9	2:27.216
4	38.477	96.0	40.039	210.5	58.285	193.8	2:16.801	10	39.123	95.4	39.739	212.1	1:06.135	179.7	2:24.997
5	38.805	93.5	40.681	212.1	59.191	195.2	2:18.677								
6	38.386	98.2	40.332	210.1	58.007	195.2	2:16.725								



Circuit Length - 5.842 kilometres
Circuit Paul Ricard

Weather/Track: Sun / Dry

Lamborghini Blancpain Super Trofeo

Race 1 - Sector Analysis Report

Lap S1 Time S1 Spd S2 Time S2 Spd S3 Time S3 Spd Lap Time Pit Lap S1 Time S1 Spd S2 Time S2 Spd S3 Time S3 Spd Lap Time Pit

16 DIJKSTRA							NED		Schoolmaster						
1	44.981	90.9	41.515	208.0	1:00.770	194.5	2:27.266	11	38.305	94.6	40.017	210.5	58.644	189.8	2:16.966
2	39.713	89.8	41.116	211.7	59.008	191.8	2:19.837	12	37.981	97.5	39.892	210.5	57.948	191.1	2:15.821
3	39.224	93.3	40.230	211.7	59.057	194.5	2:18.511	13	37.620	98.0	39.794	211.3	57.274	191.1	2:14.688
4	38.735	91.9	40.072	212.5	59.164	193.2	2:17.971	14	37.517	93.5	39.592	210.9	56.990	192.1	2:14.099
5	39.726	91.5	41.026	210.1	1:01.587	188.4	2:22.339	15	38.027	94.9	39.574	209.3	57.384	190.1	2:14.985
6	38.915	95.0	40.438	210.5	58.869	193.8	2:18.222	16	37.904	96.5	39.782	210.5	57.487	191.4	2:15.173
7	38.427	98.4	40.280	210.5	1:09.734		2:28.441 Pit	17	37.639	94.4	39.971	211.7	57.666	192.5	2:15.276
8	1:38.245	86.7	39.750	213.4	57.211	193.2	3:15.206	18	37.870	93.6	39.759	210.9	57.591	193.2	2:15.220
9	38.017	95.4	39.264	214.7	57.312	193.8	2:14.593								
10	38.820	95.9	39.608	212.5	1:32.158	189.1	2:50.586								

22 BABINI							ITA		Petri Corse						
1	42.375	95.4	41.225	210.5	59.350	195.6	2:22.950	11	37.032	99.9	39.865	213.4	56.413	196.7	2:13.310
2	38.318	95.7	40.047	213.0	59.085	195.6	2:17.450	12	37.102	98.2	39.848	213.4	56.400	197.4	2:13.350
3	38.789	95.1	41.021	213.4	58.575	196.3	2:18.385	13	37.470	98.6	39.811	213.8	56.736	197.4	2:14.017
4	38.615	99.4	40.537	211.7	58.979	196.0	2:18.131	14	37.268	97.8	39.690	214.7	56.755	197.8	2:13.713
5	38.480	98.6	40.423	212.5	59.301	196.0	2:18.204	15	38.275	97.2	39.608	214.2	57.017	196.7	2:14.900
6	38.886	97.1	40.649	211.3	59.722	197.4	2:19.257	16	37.698	97.9	39.956	214.2	57.547	197.0	2:15.201
7	38.447	99.5	40.284	212.5	1:58.493		3:17.224 Pit	17	37.943	98.9	40.811	214.7	58.181	196.7	2:16.935
8	47.972	97.5	39.904	213.4	56.885	197.0	2:24.761	18	38.956	95.5	41.697	211.7	1:00.249	173.6	2:20.902
9	37.857	99.8	40.399	213.0	56.463	197.4	2:14.719								
10	37.281	98.5	39.697	213.4	56.620	197.8	2:13.598								

23 VENTURI							ITA		PURESPORT						
1	43.759	90.0	41.889	205.7	59.193	194.5	2:24.841	11	36.836	100.1	39.129	212.1	57.083	198.8	2:13.048
2	38.300	96.2	39.889	210.5	59.023	194.5	2:17.212	12	36.539	98.0	39.142	212.1	56.043	196.7	2:11.724
3	38.366	96.5	40.550	212.5	59.175	194.2	2:18.091	13	36.725	97.1	39.276	211.7	56.695	193.8	2:12.696
4	38.027	95.5	40.530	212.1	59.037	195.2	2:17.594	14	37.015	86.2	39.451	211.3	56.429	197.0	2:12.895
5	38.324	97.2	40.573	211.3	1:16.382	187.8	2:35.279	15	36.604	102.8	39.262	210.9	56.331	196.0	2:12.197
6	40.096	92.0	41.346	207.6	59.746	192.5	2:21.188	16	37.122	100.0	39.164	212.5	56.396	197.4	2:12.682
7	39.190	93.7	41.590	207.6	1:00.428	191.8	2:21.208	17	36.933	99.0	39.014	213.0	56.696	197.0	2:12.643
8	39.960	90.9	42.164	207.6	1:10.605		2:32.729 Pit	18	38.000	98.9	39.671	212.5	56.640	197.8	2:14.311
9	2:31.779	97.5	40.214	209.3	56.412	197.4	4:08.405								
10	38.106	94.3	39.407	212.5	55.678	196.7	2:13.191								

24 HAYEK							SUI		Reiter Engineering						
1	45.644	87.9	41.155	202.2	59.143	195.2	2:25.942	11	37.582	100.3	39.490	212.5	1:07.019		2:24.091 Pit
2	37.577	101.1	39.686	213.8	57.327	195.2	2:14.590	12	1:37.900	99.1	41.174	210.9	59.751	195.2	3:18.825
3	38.796	101.2	39.907	212.5	57.020	194.9	2:15.723	13	38.882	98.6	41.595	212.1	59.279	196.3	2:19.756
4	37.086	103.2	39.218	213.0	57.238	196.7	2:13.542	14	38.966	94.9	41.492	212.5	1:00.520	193.8	2:20.978
5	37.669	100.6	39.665	212.5	57.099	196.3	2:14.433	15	40.253	99.3	41.089	210.9	59.425	196.0	2:20.767
6	37.360	103.1	39.435	212.1	56.880	196.7	2:13.675	16	38.638	99.5	40.982	211.3	58.725	195.2	2:18.345
7	37.383	102.8	39.496	212.1	57.365	196.7	2:14.244	17	38.535	95.8	40.756	212.1	58.867	196.0	2:18.158
8	37.270	101.2	39.535	212.5	57.057	196.0	2:13.862	18	38.496	96.8	40.638	213.0	58.565	196.0	2:17.699
9	37.427	102.2	39.501	213.0	57.274		2:14.202								
10	37.449	100.9	39.498	213.0	57.259	196.3	2:14.206								



Weather/Track: Sun / Dry

Circuit Length - 5.842 kilometres
Circuit Paul Ricard

Printed at 11:08, Saturday, 03 October, 2009

© MST Systems Ltd, 2005 (www.mstworld.com)

Page 2

Lamborghini Blancpain Super Trofeo

Race 1 - Sector Analysis Report

Lap S1 Time S1 Spd S2 Time S2 Spd S3 Time S3 Spd Lap Time Pit Lap S1 Time S1 Spd S2 Time S2 Spd S3 Time S3 Spd Lap Time Pit

63 LEIMER							SUI Autovitesse								
1	47.900	86.8	42.584	210.1	59.807	193.2	2:30.291	11	38.962	89.2	40.772	209.3	59.559	194.2	2:19.293
2	40.133	97.0	41.091	213.0	59.846	194.9	2:21.070	12	38.735	81.5	40.227	209.3	58.842	195.2	2:17.804
3	39.275	97.3	41.311	210.9	59.527	192.1	2:20.113	13	39.532	72.2	40.393	210.9	58.971	196.3	2:18.896
4	38.967	96.8	40.661	209.3	59.571	191.8	2:19.199	14	39.340	88.0	39.961	211.7	59.382	194.9	2:18.683
5	38.738	95.2	44.220	207.2	59.167	193.2	2:22.125	15	38.454	89.7	40.057	210.9	58.480	193.8	2:16.991
6	41.723	92.2	1:13.961	172.2	1:02.283	184.3	2:57.967	16	38.270		40.120	212.1	58.622	196.0	2:17.012
7	39.654	91.2	41.729	201.4	1:00.656	181.2	2:22.039	17	38.512	89.6	40.312	211.3	58.742	194.5	2:17.566
8	39.770	93.2	41.810	198.8	1:00.415	183.3	2:21.995	18	37.836	94.7	40.142	212.5	58.176	194.9	2:16.154
9	39.323	88.3	42.907	201.4	1:11.096		2:33.326 Pit								
10	1:35.161	93.9	40.620	211.3	59.418	189.4	3:15.199								

66 BASSETTI							ITA Petri Corse								
1	48.931	86.8	43.486	206.8	1:01.445	192.8	2:33.862	10	50.339	90.6	44.148	209.7	1:03.058	192.8	2:37.545
2	39.747	93.8	41.877	208.0	1:01.683	192.1	2:23.307	11	40.447	95.0	42.865	207.6	1:02.024	192.8	2:25.336
3	40.481	93.9	42.440	208.0	1:00.744	192.1	2:23.665	12	40.396	94.6	42.671	210.1	1:01.931	193.2	2:24.998
4	40.284	89.5	41.959	208.8	1:00.217	192.5	2:22.460	13	39.924	92.7	43.232	206.5	1:02.747	192.8	2:25.903
5	39.806	91.6	42.265	207.6	1:00.045	192.8	2:22.116	14	42.719	94.4	43.168	208.0	1:03.080	192.5	2:28.967
6	39.215	94.2	41.881	208.8	1:00.896	193.8	2:21.992	15	41.126	88.5	42.927	209.3	1:03.292	193.5	2:27.345
7	39.834	93.8	42.824	206.5	1:00.916	191.8	2:23.574	16	40.786	92.8	43.119	205.3	1:04.109	192.8	2:28.014
8	39.766	93.5	41.970	210.5	1:19.069	186.8	2:40.805	17	40.893	89.1	43.406	208.8	1:04.174	190.8	2:28.473
9	41.389	89.0	43.449	206.1	2:07.449		3:32.287 Pit								

69 AMOS							ITA Bonaldi Racing								
1	47.312	73.3	42.019	214.7	59.516	195.6	2:28.847	11	37.917	97.2	39.815	213.8	57.627	192.5	2:15.359
2	39.652	101.3	41.636	215.5	59.270	194.5	2:20.558	12	37.595	96.2	39.578	212.5	57.115	196.0	2:14.288
3	39.321	100.0	40.958	210.9	58.492	194.9	2:18.771	13	37.212	95.8	39.671	213.8	56.955	196.0	2:13.838
4	37.711	97.0	39.625	215.5	58.892	195.2	2:16.228	14	37.480	91.2	39.472	214.7	57.030	196.0	2:13.982
5	39.523	94.0	40.505	214.2	58.629	194.5	2:18.657	15	38.113	94.9	39.699	213.8	57.469	194.5	2:15.281
6	37.764	98.7	39.994	214.2	58.643	196.0	2:16.401	16	39.110	94.4	39.913	212.1	57.295	196.3	2:16.318
7	38.161	95.6	39.834	212.1	57.539	193.5	2:15.534	17	37.846	100.6	39.556	214.2	57.515	196.0	2:14.917
8	37.498	96.7	40.432	214.2	1:59.650		3:17.580 Pit	18	37.513	97.8	39.349	214.7	57.477	197.0	2:14.339
9	49.782	94.4	40.530	212.1	58.137	194.5	2:28.449								
10	37.526	98.0	39.622	213.4	56.866	195.6	2:14.014								

77 JANIS							CZE Lamborghini Racing Eastern Eur								
1	45.772	90.6	41.795	210.5	1:00.016	192.1	2:27.583	11	37.461	97.4	40.179	213.8	57.555	195.2	2:15.195
2	40.118	94.4	41.339	211.7	2:12.637	192.8	3:34.094	12	37.569	92.4	40.387	213.4	57.735	194.5	2:15.691
3	40.158	92.6	41.178	208.4	59.628	194.2	2:20.964	13	38.614	93.4	40.302	213.0	58.038	195.2	2:16.954
4	40.827	95.9	41.565	210.5	59.232	193.8	2:21.624	14	37.970	92.9	40.532	213.0	57.785	194.5	2:16.287
5	38.817	94.5	41.109	210.1	59.908	194.2	2:19.834	15	37.817	98.0	40.221	213.0	57.723	194.5	2:15.761
6	39.291	93.7	41.257	209.3	1:09.276		2:29.824 Pit	16	38.637	94.2	41.133	213.0	57.987	195.6	2:17.757
7	1:38.338	92.6	40.835	212.1	58.052	194.5	3:17.225	17	38.091	97.1	40.688	212.5	58.069	195.2	2:16.848
8	37.663	95.8	40.545	212.1	57.932	194.5	2:16.140	18	38.236	98.0	40.182	213.8	57.704	197.0	2:16.122
9	38.448	95.8	40.260	213.0	57.597	195.6	2:16.305								
10	37.630	91.9	40.229	213.0	58.417	194.5	2:16.276								



Weather/Track: Sun / Dry

Circuit Length - 5.842 kilometres
Circuit Paul Ricard

Printed at 11:08, Saturday, 03 October, 2009

© MST Systems Ltd, 2005 (www.mstworld.com)

Page 3

Lamborghini Blancpain Super Trofeo

Race 1 - Sector Analysis Report

Lap S1 Time S1 Spd S2 Time S2 Spd S3 Time S3 Spd Lap Time Pit Lap S1 Time S1 Spd S2 Time S2 Spd S3 Time S3 Spd Lap Time Pit

88 CHAROUZ							CZE Lamborghini Racing Eastern Eur								
1	44.596	89.8	41.683	207.6	1:00.634	192.1	2:26.913	11	37.524	96.1	39.825	210.9	57.076	192.8	2:14.425
2	39.708	90.0	42.000	204.9	59.971	190.1	2:21.679	12	37.347	94.1	39.884	213.0	57.409	194.2	2:14.640
3	39.548	95.3	40.911	212.5	1:01.817	192.5	2:22.276	13	37.305	95.3	39.643	213.0	57.343	194.5	2:14.291
4	39.169	91.9	40.742	209.3	59.175	193.5	2:19.086	14	37.363	95.2	39.409	213.4	57.960	194.2	2:14.732
5	38.829	96.7	40.615	211.3	59.304	193.5	2:18.748	15	37.749	94.3	39.703	213.0	57.072	195.6	2:14.524
6	38.969	94.4	40.931	210.1	59.478	195.2	2:19.378	16	37.749	94.7	39.953	213.0	57.769	193.8	2:15.471
7	38.980	86.8	41.231	210.9	1:11.234		2:31.445 Pit	17	37.851	95.9	39.865	214.2	57.590	194.2	2:15.306
8	1:37.885	91.0	40.257	212.1	57.184	194.5	3:15.326	18	38.150	94.9	39.914	214.2	57.286	195.2	2:15.350
9	37.368	96.0	39.921	213.4	56.467	194.2	2:13.756								
10	37.204	93.7	39.728	212.1	1:07.109	192.5	2:24.041								

7 JENNY							SUI Lamborghini Racing Eastern Eur								
1	49.685	90.5	43.502	208.4	1:02.058	192.8	2:35.245	10	1:41.243	90.3	42.712	206.1	1:01.488	192.8	3:25.443
2	39.425	95.6	41.892	209.3	1:01.197	194.2	2:22.514	11	39.664	90.6	41.240	209.7	1:01.244	192.8	2:22.148
3	40.588	96.3	42.270	210.5	1:00.961	194.9	2:23.819	12	39.853	94.4	41.847	208.4	1:02.322	191.1	2:24.022
4	40.047	98.1	41.937	209.3	1:00.646	193.5	2:22.630	13	42.343	91.3	42.111	209.7	1:01.583	193.2	2:26.037
5	39.491	97.3	41.874	210.1	1:00.629	193.5	2:21.994	14	40.205	86.4	43.062	209.3	1:01.766	192.1	2:25.033
6	39.274	96.2	41.868	208.0	1:00.466	195.6	2:21.608	15	39.870	91.3	42.066	209.7	1:01.609	193.2	2:23.545
7	40.131	91.9	41.846	205.7	1:01.032	192.8	2:23.009	16	39.465	93.5	41.441	210.5	1:00.519	192.5	2:21.425
8	39.363	91.9	41.543	208.4	1:00.996	193.2	2:21.902	17	39.830	91.1	41.609	210.1	1:02.918	177.9	2:24.357
9	39.539	89.4	41.949	208.4	1:13.015		2:34.503 Pit								



Weather/Track: Sun / Dry

Circuit Length - 5.842 kilometres
Circuit Paul Ricard

Lamborghini Blancpain Super Trofeo

Race 1 - Best Sector Speeds Report

SECTOR 1				SECTOR 2				SECTOR 3				
POS	NO	NAME	SPEED	LAP	NO	NAME	SPEED	LAP	NO	NAME	SPEED	LAP
1	24	HAYEK	103.2	4	1	SANNA	216.0	18	23	VENTURI	198.8	11
2	23	VENTURI	102.8	15	69	AMOS	215.5	2	1	SANNA	198.1	6
3	6	BARTOCCI	102.6	2	2	VON THURN U	215.1	11	2	VON THURN U	197.8	16
4	3	BELLINI	102.4	4	16	DIJKSTRA	214.7	9	22	BABINI	197.8	10
5	1	SANNA	102.1	3	22	BABINI	214.7	14	69	AMOS	197.0	18
6	69	AMOS	101.3	2	88	CHAROUZ	214.2	17	77	JANIS	197.0	18
7	2	VON THURN U	101.2	13	24	HAYEK	213.8	2	24	HAYEK	196.7	4
8	22	BABINI	99.9	11	77	JANIS	213.8	11	6	BARTOCCI	196.3	3
9	16	DIJKSTRA	98.4	7	3	BELLINI	213.4	5	63	LEIMER	196.3	13
10	7	JENNY	98.1	4	6	BARTOCCI	213.0	3	3	BELLINI	196.0	6
11	77	JANIS	98.0	15	23	VENTURI	213.0	17	88	CHAROUZ	195.6	15
12	63	LEIMER	97.3	3	63	LEIMER	213.0	2	7	JENNY	195.6	6
13	88	CHAROUZ	96.7	5	66	BASSETTI	210.5	8	16	DIJKSTRA	194.5	1
14	66	BASSETTI	95.0	11	7	JENNY	210.5	3	66	BASSETTI	193.8	6



Weather/Track: Sun / Dry



Circuit Length - 5.842 kilometres
Circuit Paul Ricard

Lamborghini Blancpain Super Trofeo

Race 1 - Best Sector Times Report

POS	NO	SECTOR 1		SECTOR 2		SECTOR 3		IDEAL/BEST LAP COMPARISON							
		TIME	LAP	NO	TIME	LAP	NO	TIME	LAP	NO	NAME	IDEAL	BEST	LAP	DIFF
1	23	36.539	12	23	39.014	17	23	55.678	10	23	VENTURI	2:11.231	2:11.724	12	+ 0.493
2	2	36.950	13	2	39.168	13	22	56.400	12	22	BABINI	2:13.040	2:13.310	11	+ 0.270
3	22	37.032	11	24	39.218	4	88	56.467	9	88	CHAROUZ	2:13.080	2:13.756	9	+ 0.676
4	24	37.086	4	16	39.264	9	1	56.850	15	2	VON THURN	2:13.123	2:13.123	13	+ 0.000
5	88	37.204	10	69	39.349	18	69	56.866	10	24	HAYEK	2:13.184	2:13.542	4	+ 0.358
6	69	37.212	13	1	39.370	13	24	56.880	6	69	AMOS	2:13.427	2:13.838	13	+ 0.411
7	1	37.298	13	88	39.409	14	16	56.990	14	1	SANNA	2:13.518	2:13.843	13	+ 0.325
8	77	37.461	11	22	39.608	15	2	57.005	13	16	DIJKSTRA	2:13.771	2:14.099	14	+ 0.328
9	16	37.517	14	6	39.739	10	3	57.549	6	77	JANIS	2:15.195	2:15.195	11	+ 0.000
10	63	37.836	18	63	39.961	14	77	57.555	11	3	BELLINI	2:15.566	2:16.134	4	+ 0.568
11	3	37.930	4	3	40.087	4	6	58.007	6	6	BARTOCCI	2:15.857	2:16.476	7	+ 0.619
12	6	38.111	8	77	40.179	11	63	58.176	18	63	LEIMER	2:15.973	2:16.154	18	+ 0.181
13	66	39.215	6	7	41.240	11	66	1:00.045	5	7	JENNY	2:20.980	2:21.425	16	+ 0.445
14	7	39.274	6	66	41.877	2	7	1:00.466	6	66	BASSETTI	2:21.137	2:21.992	6	+ 0.855

'Perfect Lap' - 2:11.231



Circuit Length - 5.842 kilometres
Circuit Paul Ricard

Weather/Track: Sun / Dry

Lamborghini Blancpain Super Trofeo

RACE 1 - LAP CHART

Lap 1			Lap 2			Lap 3			Lap 4			Lap 5		
No	Behind	Laptime	No	Behind	Laptime	No	Behind	Laptime	No	Behind	Laptime	No	Behind	Laptime
1		2:22.198	1		2:15.942	1		2:15.390	1		2:15.810	24		2:14.433
22	0.752	2:22.950	22	2.260	2:17.450	24	2.725	2:15.723	24	0.457	2:13.542	1	2.644	2:17.534
23	2.643	2:24.841	24	2.392	2:14.590	22	5.255	2:18.385	22	7.576	2:18.131	22	10.890	2:18.204
24	3.744	2:25.942	23	3.913	2:17.212	23	6.614	2:18.091	23	8.398	2:17.594	2	17.796	2:18.022
88	4.715	2:26.913	16	8.963	2:19.837	16	12.084	2:18.511	16	14.245	2:17.971	69	18.831	2:18.657
16	5.068	2:27.266	2	9.363	2:19.379	2	12.762	2:18.789	2	14.664	2:17.712	6	19.942	2:18.677
77	5.385	2:27.583	88	10.452	2:21.679	69	14.646	2:18.771	69	15.064	2:16.228	3	20.282	2:18.694
2	5.926	2:28.124	6	11.020	2:19.721	6	15.164	2:19.534	6	16.155	2:16.801	16	21.694	2:22.339
3	6.225	2:28.423	69	11.265	2:20.558	3	16.154	2:19.326	3	16.478	2:16.134	88	24.472	2:18.748
69	6.649	2:28.847	3	12.218	2:21.935	88	17.338	2:22.276	88	20.614	2:19.086	63	28.568	2:22.125
6	7.241	2:29.439	63	13.221	2:21.070	63	17.944	2:20.113	63	21.333	2:19.199	23	28.787	2:35.279
63	8.093	2:30.291	66	19.029	2:23.307	66	27.304	2:23.665	66	33.954	2:22.460	66	41.180	2:22.116
66	11.664	2:33.862	007	19.619	2:22.514	007	28.048	2:23.819	007	34.868	2:22.630	007	41.972	2:21.994
007	13.047	2:35.245	77	1:23.537	3:34.094	77	1:29.111	2:20.964	77	1:34.925	2:21.624	77	1:39.869	2:19.834

Weather/Track: Sun / Dry

www.mstworld.com

Page 1 of 4

Paul Ricard
Circuit Length = 5.8420 km.
Start: 10:17 End: 10:59

Printed - 11:03 Saturday, 03 October 2009

Lamborghini Blancpain Super Trofeo

RACE 1 - LAP CHART

(contd.)

Lap 6			Lap 7			Lap 8			Lap 9			Lap 10		
No	Behind	Laptime	No	Behind	Laptime	No	Behind	Laptime	No	Behind	Laptime	No	Behind	Laptime
24		2:13.675	24		2:14.244	24		2:13.862	24		2:14.202	24		2:14.206
1	5.712	2:16.743	1	8.195	2:16.727	3	30.931	2:19.012	77	1 LAP	2:16.140	66	1 LAP	3:32.287P
22	16.472	2:19.257	69	22.847	2:15.534	77	1 LAP	3:17.225	1	1:20.259	2:25.720	23	1 LAP	4:08.405
2	21.416	2:17.295	6	25.224	2:16.476	23	1:02.131	2:32.729P	007	1:27.011	2:34.503P	77	1 LAP	2:16.305
69	21.557	2:16.401	3	25.781	2:16.735	007	1:06.710	2:21.902	22	1:30.868	2:14.719	1	1:20.881	2:14.828
6	22.992	2:16.725	16	40.438	2:28.441P	1	1:08.741	3:14.408P	3	1:31.632	3:14.903P	22	1:30.260	2:13.598
3	23.290	2:16.683	23	43.264	2:21.208	66	1:25.770	2:40.805	69	1:40.812	2:28.449	69	1:40.620	2:14.014
16	26.241	2:18.222	88	47.376	2:31.445P	69	1:26.565	3:17.580P	6	1:41.473	2:27.216	3	1:46.661	2:29.235
88	30.175	2:19.378	007	58.670	2:23.009	6	1:28.459	3:17.097P	16	1:42.173	2:14.593	2	1:51.518	2:14.917
23	36.300	2:21.188	66	58.827	2:23.574	63	1:28.788	2:21.995	63	1:47.912	2:33.326P	6	1:52.264	2:24.997
66	49.497	2:21.992	22	1:19.452	3:17.224P	22	1:30.351	2:24.761	88	1:48.394	2:13.756	88	1:58.229	2:24.041
007	49.905	2:21.608	63	1:20.655	2:22.039	16	1:41.782	3:15.206	2	1:50.807	2:14.101	16	2:18.553	2:50.586
63	1:12.860	2:57.967	2	1:39.126	3:31.954P	88	1:48.840	3:15.326						
77	1:56.018	2:29.824P				2	1:50.908	2:25.644						

Weather/Track: Sun / Dry

www.mstworld.com

Page 2 of 4

Paul Ricard
Circuit Length = 5.8420 km.
Start: 10:17 End: 10:59

Printed - 11:03 Saturday, 03 October 2009

Lamborghini Blancpain Super Trofeo

RACE 1 - LAP CHART

(contd.)

Lap 11			Lap 12			Lap 13			Lap 14			Lap 15		
No	Behind	Laptime	No	Behind	Laptime	No	Behind	Laptime	No	Behind	Laptime	No	Behind	Laptime
24		2:24.091P	24		3:18.825	24		2:19.756	1		2:17.914	1		2:14.221
007	1 LAP	3:25.443	1	7.072	2:14.511	1	1.159	2:13.843	66	1 LAP	2:25.903	22	3.584	2:14.900
63	1 LAP	3:15.199	22	14.004	2:13.350	22	8.265	2:14.017	24	1.905	2:20.978	24	8.451	2:20.767
23	1 LAP	2:13.191	69	27.351	2:14.288	69	21.433	2:13.838	22	2.905	2:13.713	66	1 LAP	2:28.967
77	1 LAP	2:16.276	2	36.966	2:14.476	2	30.333	2:13.123	69	16.342	2:13.982	69	17.402	2:15.281
66	1 LAP	2:37.545	3	37.867	2:17.296	3	36.539	2:18.428	2	25.375	2:14.115	2	25.398	2:14.244
1	1:11.386	2:14.596	88	44.378	2:14.640	88	38.913	2:14.291	88	34.572	2:14.732	88	34.875	2:14.524
22	1:19.479	2:13.310	16	1:08.424	2:15.821	16	1:03.356	2:14.688	3	34.928	2:17.462	3	38.561	2:17.854
69	1:31.888	2:15.359	23	1:37.175	2:11.724	23	1:30.115	2:12.696	16	58.382	2:14.099	16	59.146	2:14.985
3	1:39.396	2:16.826	007	1:41.502	2:24.022	63	1:42.226	2:18.896	23	1:23.937	2:12.895	23	1:21.913	2:12.197
2	1:41.315	2:13.888	63	1:43.086	2:17.804	007	1:47.783	2:26.037	63	1:41.836	2:18.683	63	1:44.606	2:16.991
88	1:48.563	2:14.425	77	1:53.420	2:15.691	77	1:50.618	2:16.954	77	1:47.832	2:16.287	77	1:49.372	2:15.761
16	2:11.428	2:16.966	66	2:14.612	2:24.998				007	1:53.743	2:25.033	007	2:03.067	2:23.545
007	2:36.305	2:22.148												
63	2:44.107	2:19.293												
23	2:44.276	2:13.048												
77	2:56.554	2:15.195												
66	3:08.439	2:25.336												

Weather/Track: Sun / Dry

www.mstworld.com

Page 3 of 4

Paul Ricard
Circuit Length = 5.8420 km.
Start: 10:17 End: 10:59

Printed - 11:03 Saturday, 03 October 2009

Lamborghini Blancpain Super Trofeo

RACE 1 - LAP CHART

(contd.)

Lap 16			Lap 17			Lap 18			Lap 19			Lap 20		
No	Behind	Laptime	No	Behind	Laptime	No	Behind	Laptime	No	Behind	Laptime	No	Behind	Laptime
1		2:14.823	1		2:14.974	1		2:16.035						
22	3.962	2:15.201	22	5.923	2:16.935	007	1 LAP	2:24.357						
24	11.973	2:18.345	24	15.157	2:18.158	22	10.790	2:20.902						
69	18.897	2:16.318	69	18.840	2:14.917	24	16.821	2:17.699						
2	24.181	2:13.606	2	22.816	2:13.609	69	17.144	2:14.339						
66	1 LAP	2:27.345	88	35.855	2:15.306	2	20.692	2:13.911						
88	35.523	2:15.471	66	1 LAP	2:28.014	88	35.170	2:15.350						
3	41.394	2:17.656	3	44.307	2:17.887	3	46.419	2:18.147						
16	59.496	2:15.173	16	59.798	2:15.276	66	1 LAP	2:28.473						
23	1:19.772	2:12.682	23	1:17.441	2:12.643	16	58.983	2:15.220						
63	1:46.795	2:17.012	63	1:49.387	2:17.566	23	1:15.717	2:14.311						
77	1:52.306	2:17.757	77	1:54.180	2:16.848	63	1:49.506	2:16.154						
007	2:09.669	2:21.425				77	1:54.267	2:16.122						

Weather/Track: Sun / Dry

www.mstworld.com


Page 4 of 4

Paul Ricard
Circuit Length = 5.8420 km.
Start: 10:17 End: 10:59

Printed - 11:03 Saturday, 03 October 2009

Lamborghini Blancpain Super Trofeo

GRID FOR RACE 2

ROW 7	6	Bartocci/Maddalena	66	Bassetti
ROW 6	007	Jenny	77	Janis/Winter
ROW 5	63	Leimer/Leimer	23	Venturi/Invernizzi
ROW 4	16	Dijkstra/Van De Zwann	3	Bellini
ROW 3	88	Charouz/Lacko	2	Von Thurn Und Taxis/Von Saurma
ROW 2	69	Amos/Amaduzzi	24	Hayek/Kox
ROW 1	22	Babini/Rossetto	1	Sanna/Bernard
POLE				
				

Weather/Track: Sun / Dry

Paul Ricard
Circuit Length = 5.8420 km.
Start: 10:17 End: 10:59

Race Director:	Steward:	Timekeeper:
----------------	----------	-------------

Lamborghini Blancpain Super Trofeo

RACE 2 - CLASSIFICATION

POS	NO	CL	DRIVER	CAR	TIME	LAPS	GAP	KPH	BEST
1	24		Hayek/Kox	Reiter Engineering	42:01.943	18		150.10	2:13.019
2	22		Babini/Rossetto	Petri Corse	42:04.321	18	2.378	149.96	2:12.828
3	69		Amos/Amaduzzi	Bonaldi Racing	42:07.166	18	5.223	149.79	2:12.521
4	88		Charouz/Lacko	Lamborghini Racing Eastern Euro	42:28.646	18	26.703	148.53	2:13.987
5	16		Dijkstra/Van De Zwann	Schoolmaster	42:30.302	18	28.359	148.43	2:13.953
6	3		Bellini	Bonaldi Racing	42:31.456	18	29.513	148.37	2:15.331
7	2		Von Thurn Und Taxis/Von Saurm	Automobili Lamborghini S.p.A	42:46.664	18	44.721	147.49	2:14.427
8	77		Janis/Winter	Lamborghini Racing Eastern Euro	42:54.925	18	52.982	147.01	2:14.587
9	23		Venturi/Invernizzi	PURESPORT	43:01.510	18	59.567	146.64	2:12.489
10	6		Bartocci/Maddalena	Petri Corse	43:05.519	18	1:03.576	146.41	2:15.430
11	007		Jenny	Lamborghini Racing Eastern Euro	43:55.519	18	1:53.576	143.63	2:20.134
12	66		Bassetti	Petri Corse	44:02.220	18	2:00.277	143.27	2:20.861
13	63		Leimer/Leimer	Autovitese	41:19.817	16	2 LAPS	135.69	2:15.325

NOT CLASSIFIED

1			Sanna/Bernard	Automobili Lamborghini S.p.A	20:01.190	8	D.N.F.	140.06	2:16.836
---	--	--	---------------	------------------------------	-----------	---	--------	--------	----------

FASTEST LAP

23			Venturi/Invernizzi	PURESPORT	2:12.489	4	158.73kph	98.63mph	
----	--	--	--------------------	-----------	----------	---	-----------	----------	--

Weather/Track: Bright / Dry

Paul Ricard
Circuit Length = 5.8420 km.
Start: 16:16 End: 16:58

Race Director:	Steward:	Timekeeper:
----------------	----------	-------------

Lamborghini Blancpain Super Trofeo

Race 2 - Sector Analysis Report

Lap S1 Time S1 Spd S2 Time S2 Spd S3 Time S3 Spd Lap Time Pit Lap S1 Time S1 Spd S2 Time S2 Spd S3 Time S3 Spd Lap Time Pit

1 SANNA						ITA		Automobili Lamborghini S.p.A							
1	43.508	94.5	43.138	208.0	1:01.170	194.5	2:27.816	6	38.582	101.1	40.369	213.8	57.885	197.0	2:16.836
2	39.883	86.8	41.130	212.5	59.613	194.9	2:20.626	7	55.732		42.283	206.8	1:57.150		3:35.165 Pit
3	38.395	97.6	41.776	210.5	59.107	194.5	2:19.278	8	48.634	96.4	39.511	213.0	57.066	195.2	2:25.211
4	38.048	99.7	40.610	211.7	58.926	194.9	2:17.584								
5	38.552	98.0	41.164	212.5	58.958	196.0	2:18.674								

2 VON THURN UND TAXIS						GER		Automobili Lamborghini S.p.A							
1	42.138	98.0	39.904	210.9	57.301	194.2	2:19.343	11	39.303	93.0	41.025	212.1	59.682	193.2	2:20.010
2	38.206	99.1	39.921	211.3	56.946	194.9	2:15.073	12	38.647	99.9	40.907	212.1	59.144	193.5	2:18.698
3	37.981	100.0	40.058	211.7	56.904	194.9	2:14.943	13	38.257	97.2	41.341	210.9	1:00.428	191.1	2:20.026
4	37.215	97.4	39.586	212.5	57.641	193.8	2:14.442	14	38.693	94.7	40.744	211.3	59.425	194.2	2:18.862
5	37.309	96.0	39.593	212.5	57.525	195.2	2:14.427	15	38.206	97.5	41.792	213.0	58.814	194.5	2:18.812
6	37.505	95.4	39.519	213.4	57.420	195.6	2:14.444	16	38.344	97.7	41.777	212.1	59.383	195.2	2:19.504
7	37.686	95.9	39.664	213.4	2:12.659		3:30.009 Pit	17	38.994	94.8	40.678	212.1	59.282	194.5	2:18.954
8	51.243	95.2	41.258	211.3	59.919	193.5	2:32.420	18	38.738	95.7	40.640	212.1	59.600	193.8	2:18.978
9	38.755	98.2	40.881	211.3	59.245	193.8	2:18.881								
10	38.169	94.1	40.620	210.1	1:00.049	192.5	2:18.838								

3 BELLINI						ITA		Bonaldi Racing							
1	46.390	89.2	42.344	198.8	59.243	195.2	2:27.977	11	39.214	98.9	40.240	211.7	57.765	194.9	2:17.219
2	40.258	89.4	41.166	210.9	58.361	193.8	2:19.785	12	38.444	93.3	40.234	213.8	57.704	194.5	2:16.382
3	37.541	99.8	40.488	212.5	59.312	194.5	2:17.341	13	37.787	98.6	40.334	213.0	59.627	192.8	2:17.748
4	39.016	91.9	40.631	213.4	59.483	193.5	2:19.130	14	39.382	101.6	41.177	211.7	58.049	195.2	2:18.608
5	38.687	96.8	41.328	213.4	58.816	194.5	2:18.831	15	37.922	97.8	40.329	212.1	58.270	194.2	2:16.521
6	39.055	94.0	40.196	212.5	58.131	193.5	2:17.382	16	38.163	96.7	40.129	213.4	59.111	191.4	2:17.403
7	39.740	95.7	40.302	210.9	1:55.035		3:15.077 Pit	17	38.766	97.3	40.566	212.1	58.315	193.5	2:17.647
8	47.928	93.9	40.337	211.3	57.452	194.9	2:25.717	18	38.671	87.1	40.659	213.0	57.344	192.8	2:16.674
9	37.605	97.2	40.253	211.3	57.473	193.8	2:15.331								
10	38.076	88.3	40.517	211.7	58.090	194.9	2:16.683								

6 BARTOCCI						ITA		Petri Corse							
1	45.064	90.9	41.119	209.7	58.707	193.2	2:24.890	11	38.275	92.7	40.042	210.5	1:58.706		3:17.023 Pit
2	37.964	96.4	39.841	211.3	57.964	193.2	2:15.769	12	49.515	93.5	40.711	210.9	59.419	193.8	2:29.645
3	38.619	96.1	39.896	210.5	57.750	193.2	2:16.265	13	39.205	95.7	41.419	209.7	58.802	194.5	2:19.426
4	38.125	97.0	40.124	212.1	57.876	193.8	2:16.125	14	38.213	100.5	40.913	210.5	58.950	195.2	2:18.076
5	37.934	94.8	39.675	212.1	58.532	193.5	2:16.141	15	39.233	95.2	40.469	211.7	58.760	195.6	2:18.462
6	37.856	96.7	39.794	212.1	58.204	192.8	2:15.854	16	38.710	92.9	40.872	211.7	1:17.945		2:37.527 Pit
7	37.739	98.7	40.248	210.5	58.132	193.5	2:16.119	17	48.962	99.1	40.586	211.3	58.599	194.2	2:28.147
8	38.343	93.7	39.614	211.7	58.190	193.5	2:16.147	18	38.167	94.7	40.320	212.5	1:10.510	194.9	2:28.997
9	37.466	99.7	39.923	212.5	58.041	194.2	2:15.430								
10	37.463	95.6	39.746	212.5	58.267	194.2	2:15.476								



Circuit Length - 5.842 kilometres
Circuit Paul Ricard

Weather/Track: Bright / Dry

Printed at 17:07, Saturday, 03 October, 2009

© MST Systems Ltd, 2005 (www.mstworld.com)

Page 1

Lamborghini Blancpain Super Trofeo

Race 2 - Sector Analysis Report

Lap S1 Time S1 Spd S2 Time S2 Spd S3 Time S3 Spd Lap Time Pit Lap S1 Time S1 Spd S2 Time S2 Spd S3 Time S3 Spd Lap Time Pit

16 DIJKSTRA						NED		Schoolmaster							
1	43.919	92.3	42.157	207.2	1:00.411	192.5	2:26.487	11	37.703	91.6	39.593	211.7	57.865	194.2	2:15.161
2	38.771	91.5	40.496	208.8	59.288	192.5	2:18.555	12	39.028	95.4	40.030	214.2	58.445	194.2	2:17.503
3	39.411	90.0	40.492	209.7	59.185	192.5	2:19.088	13	38.269	95.2	40.321	212.1	57.136	194.5	2:15.726
4	39.372	90.2	40.058	210.9	59.976	192.5	2:19.406	14	37.531	96.4	40.224	214.2	1:00.824	191.4	2:18.579
5	38.904	92.7	41.188	210.1	59.218	193.2	2:19.310	15	39.065	96.7	41.664	214.2	58.633	194.9	2:19.362
6	38.785	94.1	39.848	211.7	58.727	193.2	2:17.360	16	37.881	95.4	39.573	212.5	57.096	194.2	2:14.550
7	46.122	89.0	41.090	210.1	1:07.180		2:34.392 Pit	17	37.620	96.9	39.944	213.0	57.561	195.2	2:15.125
8	1:37.508	90.0	40.073	213.0	57.793	193.8	3:15.374	18	37.896	88.2	39.979	212.1	57.115	195.2	2:14.990
9	37.903	95.6	39.600	212.5	56.450	193.8	2:13.953								
10	37.482	90.8	39.612	211.7	58.287	193.8	2:15.381								

22 BABINI						ITA		Petri Corse							
1	40.912	98.0	39.839	210.5	56.518	194.5	2:17.269	11	37.380	95.4	39.403	212.1	1:52.600		3:09.383 Pit
2	36.841	99.9	39.583	210.9	56.404	195.2	2:12.828	12	50.518	95.3	41.492	208.8	1:00.360	195.6	2:32.370
3	36.864	98.7	39.388	211.3	56.664	195.6	2:12.916	13	39.846	94.7	41.286	210.9	1:00.392	194.2	2:21.524
4	37.047	97.4	39.652	212.1	57.210	194.9	2:13.909	14	39.790	93.5	40.950	210.1	59.855	195.2	2:20.595
5	37.312	97.5	39.674	212.1	56.910	195.6	2:13.896	15	39.342	95.4	40.728	211.3	1:00.893	195.2	2:20.963
6	37.050	99.2	39.358	212.1	56.571	196.3	2:12.979	16	39.159	99.1	41.410	211.7	59.914	196.3	2:20.483
7	37.221	97.8	39.573	211.3	56.481	194.9	2:13.275	17	39.298	94.4	45.390	211.3	59.020	196.3	2:23.708
8	37.196	96.7	39.630	212.1	56.432	195.2	2:13.258	18	38.655	97.8	40.765	207.6	58.921	195.2	2:18.341
9	37.088	97.1	39.512	213.4	56.473	195.6	2:13.073								
10	37.270	97.5	39.724	212.1	56.557	195.6	2:13.551								

23 VENTURI						ITA		PURESPORT							
1	44.165	97.9	41.142	210.5	56.339	196.7	2:21.646	11	1:52.896	87.9	42.928	208.0	1:01.916	192.5	3:37.740
2	36.889	100.9	39.367	211.3	56.828	196.7	2:13.084	12	41.085	93.5	42.042	210.9	1:01.042	191.4	2:24.169
3	36.648	101.2	39.366	210.5	56.686	196.0	2:12.700	13	39.864	89.7	41.359	210.5	1:00.782	196.0	2:22.005
4	36.837	98.6	39.278	210.9	56.374	194.2	2:12.489	14	39.294	90.9	41.668	209.7	1:00.331	193.2	2:21.293
5	36.705	103.2	39.277	212.1	56.742	195.6	2:12.724	15	39.249	93.8	41.101	210.5	1:00.007	195.2	2:20.357
6	36.777	102.5	39.635	212.5	56.638	196.0	2:13.050	16	39.089	93.5	40.834	210.9	59.965	194.5	2:19.888
7	36.937	100.7	39.447	212.5	56.896	196.0	2:13.280	17	39.038	93.4	40.595	210.9	59.649	194.5	2:19.282
8	37.072	101.6	39.638	211.7	56.832	194.9	2:13.542	18	39.273	92.7	40.928	210.9	1:00.916	195.6	2:21.117
9	37.189	100.8	39.639	213.8	56.922	196.0	2:13.750								
10	37.418	96.5	39.806	212.5	1:32.170		2:49.394 Pit								

24 HAYEK						SUI		Reiter Engineering							
1	41.368	96.7	40.186	209.7	56.654	194.5	2:18.208	11	37.304	100.5	39.456	210.1	1:05.190		2:21.950 Pit
2	37.001	101.8	39.491	211.7	56.682	194.9	2:13.174	12	1:37.035	97.3	41.529	211.3	1:00.749	193.8	3:19.313
3	37.176	100.2	39.476	211.3	56.773	195.2	2:13.425	13	39.464	98.8	41.366	208.8	1:00.424	194.5	2:21.254
4	37.290	101.4	39.387	212.1	56.679	194.5	2:13.356	14	39.841	95.7	41.070	210.9	1:00.158		2:21.069
5	37.371	100.8	39.409	212.5	56.941	196.0	2:13.721	15	39.587	97.1	40.895	211.3	1:00.306	194.5	2:20.788
6	37.092	102.4	39.326	212.5	56.601	195.2	2:13.019	16	39.222	95.4	41.338	211.3	59.985	194.2	2:20.545
7	37.101	101.2	39.181	212.5	56.946	196.3	2:13.228	17	38.959	96.6	41.205	211.3	59.339	193.2	2:19.503
8	37.172	100.2	39.347	211.7	56.708	196.0	2:13.227	18	38.896	98.0	41.334	211.7	58.994	193.8	2:19.224
9	37.286	101.4	39.377	213.8	56.912	194.5	2:13.575								
10	37.132	100.8	39.407	213.4	56.825	196.3	2:13.364								



Circuit Length - 5.842 kilometres
Circuit Paul Ricard

Weather/Track: Bright / Dry

Printed at 17:07, Saturday, 03 October, 2009

© MST Systems Ltd, 2005 (www.mstworld.com)

Page 2

Lamborghini Blancpain Super Trofeo

Race 2 - Sector Analysis Report

Lap S1 Time S1 Spd S2 Time S2 Spd S3 Time S3 Spd Lap Time Pit Lap S1 Time S1 Spd S2 Time S2 Spd S3 Time S3 Spd Lap Time Pit

63 LEIMER						SUI Autovitesse									
1	45.442	91.4	42.008	208.8	59.309	193.8	2:26.759	10	1:37.741	95.7	40.830	209.3	58.447	193.2	3:17.018
2	42.792		41.343	211.7	58.753	194.2	2:22.888	11	39.001	100.6	40.824	211.7	1:30.572	189.8	2:50.397
3	37.782	99.4	40.014	209.7	58.099	194.5	2:15.895	12	39.549	96.2	41.142	210.5	59.398	193.8	2:20.089
4	38.923	93.9	40.192	210.1	59.215	193.8	2:18.330	13	39.131	95.1	43.360	197.8	1:00.162	192.8	2:22.653
5	37.846	95.2	41.288	210.5	1:26.189		2:45.323 Pit	14	39.858	95.9	45.781	193.2	1:01.631	186.5	2:27.270
6	1:58.122	96.0	39.923	209.7	1:07.870	193.8	3:45.915	15	41.664	94.6	44.461	192.5	1:01.868	187.5	2:27.993
7	37.672	99.3	39.825	210.5	59.234	193.5	2:16.731	16	41.522	91.4	44.128	200.7	1:15.432		2:41.082 Pit
8	37.918	101.7	40.129	210.9	57.278	194.5	2:15.325								
9	37.519	99.1	39.899	210.1	1:08.731		2:26.149 Pit								

66 BASSETTI						ITA Petri Corse									
1	47.147	87.1	43.516	206.8	1:00.837	191.8	2:31.500	11	40.153		46.263	210.9	1:00.383	192.1	2:26.799
2	39.842	90.0	42.293	206.1	1:00.727	191.8	2:22.862	12	39.924	92.5	41.546	208.0	59.674	193.8	2:21.144
3	39.779	92.3	42.132	207.2	1:00.703	191.8	2:22.614	13	39.364	94.0	41.532	208.0	59.965	193.8	2:20.861
4	40.203	92.4	42.430	208.0	1:00.324	192.5	2:22.957	14	39.711	93.7	41.670	211.3	1:00.171	192.8	2:21.552
5	39.692	96.7	42.154	209.3	59.963	192.8	2:21.809	15	39.522	95.9	41.924	211.7	1:00.003	194.5	2:21.449
6	39.612	91.6	42.106	208.8	1:01.072	192.5	2:22.790	16	39.276	93.6	41.672	210.5	1:00.614	192.5	2:21.562
7	39.632	93.1	41.580	208.8	1:01.096	191.8	2:22.308	17	39.017	94.1	41.502	210.5	1:00.599	193.2	2:21.118
8	39.105	92.3	42.372	209.7	1:00.334	192.5	2:21.811	18	39.569	93.8	41.631	208.4	1:00.766	191.4	2:21.966
9	40.073	96.2	41.821	207.6	2:03.852		3:25.746 Pit								
10	49.086	93.0	42.213	206.8	1:00.073	192.5	2:31.372								

69 AMOS						ITA Bonaldi Racing									
1	42.837	96.9	40.130	213.0	56.564	195.6	2:19.531	11	49.141	96.0	41.142	212.5	58.472	192.5	2:28.755
2	37.459	96.9	39.500	210.9	56.779	193.8	2:13.738	12	38.502	99.7	40.092	213.8	58.271	194.2	2:16.865
3	37.300	99.4	39.471	212.1	56.599	194.2	2:13.370	13	37.761	98.3	40.393	212.5	58.197	195.2	2:16.351
4	37.254	94.5	40.272	211.7	56.523	193.5	2:14.049	14	37.963	94.9	40.260	213.8	58.104	194.9	2:16.327
5	37.213	95.6	38.861	214.7	56.447	193.8	2:12.521	15	38.393	98.9	40.266	214.2	58.233	196.0	2:16.892
6	37.255	93.3	39.286	213.8	56.597	195.2	2:13.138	16	39.059	98.7	40.988	214.2	58.105	194.9	2:18.152
7	37.675	96.7	39.288	212.1	56.838	195.2	2:13.801	17	38.125	91.4	40.830	214.2	58.595	195.2	2:17.550
8	37.471	96.8	39.137	213.4	1:14.286	194.2	2:30.894	18	37.902	96.5	40.240	214.7	58.266	194.5	2:16.408
9	37.921	98.1	40.062	213.0	57.129	194.9	2:15.112								
10	37.657	97.2	40.074	211.7	1:55.981		3:13.712 Pit								

77 JANIS						CZE Lamborghini Racing Eastern Eur									
1	45.287	87.5	41.479	212.1	1:00.282	194.2	2:27.048	11	1:38.274	95.1	42.131	209.3	1:01.842	192.5	3:22.247
2	39.961	88.9	41.346	210.9	57.404	194.5	2:18.711	12	39.508	90.9	41.810	212.5	59.554	194.2	2:20.872
3	39.003	91.7	40.540	212.1	59.044	194.2	2:18.587	13	39.298	96.1	41.146	213.0	1:00.318	193.2	2:20.762
4	39.473	85.8	40.197	213.0	57.978	193.8	2:17.648	14	39.716	92.3	41.397	208.4	1:00.218	193.8	2:21.331
5	37.415	95.4	39.820	212.5	57.352	194.9	2:14.587	15	39.788	93.5	41.729	212.5	1:01.027	192.8	2:22.544
6	37.742	97.3	39.833	212.5	57.075	194.9	2:14.650	16	39.421	95.6	41.491	212.1	1:01.472	194.9	2:22.384
7	37.466	96.6	40.065	211.3	57.654	195.2	2:15.185	17	39.804	97.1	40.812	213.0	1:00.545	191.8	2:21.161
8	37.479	99.6	39.773	212.5	57.353	194.9	2:14.605	18	40.279	96.9	41.838	211.7	1:01.427	191.8	2:23.544
9	37.684	100.0	40.175	212.1	57.182	195.6	2:15.041								
10	37.949	94.4	40.111	212.5	1:05.958		2:24.018 Pit								



Weather/Track: Bright / Dry

Circuit Length - 5.842 kilometres
Circuit Paul Ricard

Printed at 17:07, Saturday, 03 October, 2009

© MST Systems Ltd, 2005 (www.mstworld.com)

Page 3

Lamborghini Blancpain Super Trofeo

Race 2 - Sector Analysis Report

Lap S1 Time S1 Spd S2 Time S2 Spd S3 Time S3 Spd Lap Time Pit Lap S1 Time S1 Spd S2 Time S2 Spd S3 Time S3 Spd Lap Time Pit

88 CHAROUZ			CZE			Lamborghini Racing Eastern Eur									
1	46.116	90.2	42.382	208.4	1:01.053	192.5	2:29.551	11	38.009	94.4	39.636	213.0	57.107	193.8	2:14.752
2	39.509	95.5	41.698	210.1	1:00.813	193.2	2:22.020	12	37.437	95.3	39.360	214.7	57.419	191.8	2:14.216
3	39.744	93.3	41.061	211.3	59.232	194.9	2:20.037	13	37.296	96.0	39.874	212.5	58.546	191.4	2:15.716
4	38.962	99.3	40.831	210.9	59.636	193.2	2:19.429	14	37.788	93.0	39.686	213.8	58.368	193.8	2:15.842
5	39.430	96.5	42.226	213.8	58.647	194.9	2:20.303	15	37.962	92.1	39.702	213.8	57.265	194.2	2:14.929
6	39.192	93.9	41.470	213.0	59.916	192.8	2:20.578	16	38.050	90.3	39.747	215.1	58.071	193.2	2:15.868
7	38.878	94.9	40.203	210.5	1:09.914		2:28.995 Pit	17	38.862	91.5	40.004	213.4	57.695	193.5	2:16.561
8	1:38.441	95.7	40.070	212.1	57.379	191.8	3:15.890	18	38.008	95.3	39.846	213.4	57.617	193.2	2:15.471
9	37.495	95.1	39.668	212.5	56.824	194.2	2:13.987								
10	37.594	94.4	39.819	211.3	57.088	192.8	2:14.501								

7 JENNY			SUI			Lamborghini Racing Eastern Eur									
1	47.478	89.6	43.675	208.4	1:02.068	192.1	2:33.221	11	39.496	96.2	42.213	211.7	59.371	194.5	2:21.080
2	39.746	97.7	42.245	209.3	1:01.226	192.5	2:23.217	12	39.070	94.4	40.881	212.1	1:00.407	194.9	2:20.358
3	39.759	95.4	42.160	211.3	1:01.296	191.1	2:23.215	13	39.216	95.7	41.247	212.1	1:00.168	196.0	2:20.631
4	39.843	96.4	41.658	212.1	1:01.321	192.1	2:22.822	14	39.575	97.5	41.032	213.0	1:00.056	194.5	2:20.663
5	39.306	92.2	41.328	212.1	1:00.091	194.2	2:20.725	15	39.198	96.6	41.272	212.5	59.664	194.2	2:20.134
6	39.241	99.4	41.517	211.7	1:01.384	194.9	2:22.142	16	39.037	93.9	40.894	212.5	1:00.214	196.0	2:20.145
7	39.970	98.4	41.204	211.7	1:00.968	192.8	2:22.142	17	39.340	94.7	41.299	212.5	1:00.196	194.2	2:20.835
8	39.303	96.7	42.018	212.1	1:00.652	194.2	2:21.973	18	39.170	92.3	40.901	213.8	1:01.676	195.2	2:21.747
9	40.027	97.8	41.659	211.3	1:12.959		2:34.645 Pit								
10	1:42.950	92.3	42.293	211.3	1:00.581	191.4	3:25.824								



Weather/Track: Bright / Dry

Circuit Length - 5.842 kilometres
Circuit Paul Ricard

Lamborghini Blancpain Super Trofeo Race 2 - Best Sector Speeds Report

SECTOR 1				SECTOR 2				SECTOR 3				
POS	NO	NAME	SPEED	LAP	NO	NAME	SPEED	LAP	NO	NAME	SPEED	LAP
1	23	VENTURI	103.2	5	88	CHAROUZ	215.1	16	1	SANNA	197.0	6
2	24	HAYEK	102.4	6	69	AMOS	214.7	5	23	VENTURI	196.7	1
3	63	LEIMER	101.7	8	16	DIJKSTRA	214.2	12	22	BABINI	196.3	6
4	3	BELLINI	101.6	14	1	SANNA	213.8	6	24	HAYEK	196.3	7
5	1	SANNA	101.1	6	3	BELLINI	213.8	12	69	AMOS	196.0	15
6	6	BARTOCCI	100.5	14	23	VENTURI	213.8	9	7	JENNY	196.0	13
7	2	VON THURN U	100.0	3	24	HAYEK	213.8	9	2	VON THURN U	195.6	6
8	77	JANIS	100.0	9	7	JENNY	213.8	18	6	BARTOCCI	195.6	15
9	22	BABINI	99.9	2	2	VON THURN U	213.4	6	77	JANIS	195.6	9
10	69	AMOS	99.7	12	22	BABINI	213.4	9	3	BELLINI	195.2	1
11	7	JENNY	99.4	6	77	JANIS	213.0	4	16	DIJKSTRA	195.2	17
12	88	CHAROUZ	99.3	4	6	BARTOCCI	212.5	9	88	CHAROUZ	194.9	3
13	16	DIJKSTRA	96.9	17	63	LEIMER	211.7	2	63	LEIMER	194.5	3
14	66	BASSETTI	96.7	5	66	BASSETTI	211.7	15	66	BASSETTI	194.5	15



Circuit Length - 5.842 kilometres
Circuit Paul Ricard

Weather/Track: Bright / Dry

Lamborghini Blancpain Super Trofeo Race 2 - Best Sector Times Report

POS	NO	SECTOR 1		SECTOR 2		SECTOR 3		IDEAL/BEST LAP COMPARISON							
		TIME	LAP	NO	TIME	LAP	NO	TIME	LAP	NO	NAME	IDEAL	BEST	LAP	DIFF
1	23	36.648	3	69	38.861	5	23	56.339	1	23	VENTURI	2:12.264	2:12.489	4	+ 0.225
2	22	36.841	2	24	39.181	7	22	56.404	2	69	AMOS	2:12.521	2:12.521	5	+ 0.000
3	24	37.001	2	23	39.277	5	69	56.447	5	22	BABINI	2:12.603	2:12.828	2	+ 0.225
4	69	37.213	5	22	39.358	6	16	56.450	9	24	HAYEK	2:12.783	2:13.019	6	+ 0.236
5	2	37.215	4	88	39.360	12	24	56.601	6	88	CHAROUZ	2:13.480	2:13.987	9	+ 0.507
6	88	37.296	13	1	39.511	8	88	56.824	9	16	DIJKSTRA	2:13.505	2:13.953	9	+ 0.448
7	77	37.415	5	2	39.519	6	2	56.904	3	2	VON THURN	2:13.638	2:14.427	5	+ 0.789
8	6	37.463	10	16	39.573	16	1	57.066	8	77	JANIS	2:14.263	2:14.587	5	+ 0.324
9	16	37.482	10	6	39.614	8	77	57.075	6	63	LEIMER	2:14.622	2:15.325	8	+ 0.703
10	63	37.519	9	77	39.773	8	63	57.278	8	1	SANNA	2:14.625	2:16.836	6	+ 2.211
11	3	37.541	3	63	39.825	7	3	57.344	18	6	BARTOCCI	2:14.827	2:15.430	9	+ 0.603
12	1	38.048	4	3	40.129	16	6	57.750	3	3	BELLINI	2:15.014	2:15.331	9	+ 0.317
13	66	39.017	17	7	40.881	12	7	59.371	11	7	JENNY	2:19.289	2:20.134	15	+ 0.845
14	7	39.037	16	66	41.502	17	66	59.674	12	66	BASSETTI	2:20.193	2:20.861	13	+ 0.668

'Perfect Lap' - 2:11.848



Circuit Length - 5.842 kilometres
Circuit Paul Ricard

Weather/Track: Bright / Dry

Lamborghini Blancpain Super Trofeo

RACE 2 - LAP CHART

Lap 1			Lap 2			Lap 3			Lap 4			Lap 5		
No	Behind	Laptime	No	Behind	Laptime	No	Behind	Laptime	No	Behind	Laptime	No	Behind	Laptime
22		2:17.269	22		2:12.828	22		2:12.916	22		2:13.909	22		2:13.896
24	0.939	2:18.208	24	1.285	2:13.174	24	1.794	2:13.425	24	1.241	2:13.356	24	1.066	2:13.721
2	2.074	2:19.343	69	3.172	2:13.738	69	3.626	2:13.370	23	2.997	2:12.489	23	1.825	2:12.724
69	2.262	2:19.531	2	4.319	2:15.073	23	4.417	2:12.700	69	3.766	2:14.049	69	2.391	2:12.521
23	4.377	2:21.646	23	4.633	2:13.084	2	6.346	2:14.943	2	6.879	2:14.442	2	7.410	2:14.427
6	7.621	2:24.890	6	10.562	2:15.769	6	13.911	2:16.265	6	16.127	2:16.125	6	18.372	2:16.141
16	9.218	2:26.487	16	14.945	2:18.555	16	21.117	2:19.088	77	25.072	2:17.648	77	25.763	2:14.587
63	9.490	2:26.759	77	15.662	2:18.711	77	21.333	2:18.587	16	26.614	2:19.406	16	32.028	2:19.310
77	9.779	2:27.048	3	17.665	2:19.785	3	22.090	2:17.341	63	26.950	2:18.330	3	32.246	2:18.831
1	10.547	2:27.816	1	18.345	2:20.626	63	22.529	2:15.895	3	27.311	2:19.130	1	33.160	2:18.674
3	10.708	2:27.977	63	19.550	2:22.888	1	24.707	2:19.278	1	28.382	2:17.584	88	40.522	2:20.303
88	12.282	2:29.551	88	21.474	2:22.020	88	28.595	2:20.037	88	34.115	2:19.429	66	50.924	2:21.809
66	14.231	2:31.500	66	24.265	2:22.862	66	33.963	2:22.614	66	43.011	2:22.957	007	52.382	2:20.725
007	15.952	2:33.221	007	26.341	2:23.217	007	36.640	2:23.215	007	45.553	2:22.822	63	58.377	2:45.323P

Weather/Track: Bright / Dry

Lamborghini Blancpain Super Trofeo

RACE 2 - LAP CHART

(contd.)

Lap 6			Lap 7			Lap 8			Lap 9			Lap 10		
No	Behind	Laptime	No	Behind	Laptime	No	Behind	Laptime	No	Behind	Laptime	No	Behind	Laptime
22		2:12.979	22		2:13.275	22		2:13.258	22		2:13.073	22		2:13.551
24	1.106	2:13.019	24	1.059	2:13.228	24	1.028	2:13.227	24	1.530	2:13.575	24	1.343	2:13.364
23	1.896	2:13.050	23	1.901	2:13.280	23	2.185	2:13.542	23	2.862	2:13.750	66	1 LAP	3:25.746P
69	2.550	2:13.138	69	3.076	2:13.801	69	20.712	2:30.894	69	22.751	2:15.112	6	31.262	2:15.476
2	8.875	2:14.444	63	1 LAP	3:45.915	63	1 LAP	2:16.731	63	1 LAP	2:15.325	63	1 LAP	2:26.149P
6	21.247	2:15.854	6	24.091	2:16.119	6	26.980	2:16.147	6	29.337	2:15.430	23	38.705	2:49.394P
77	27.434	2:14.650	77	29.344	2:15.185	77	30.691	2:14.605	77	32.659	2:15.041	77	43.126	2:24.018P
16	36.409	2:17.360	16	57.526	2:34.392P	66	1:18.321	2:21.811	007	1:40.699	2:34.645P	69	1:22.912	3:13.712P
3	36.649	2:17.382	88	1:03.841	2:28.995P	007	1:19.127	2:21.973	2	1:50.579	2:18.881	2	1:55.866	2:18.838
1	37.017	2:16.836	66	1:09.768	2:22.308	2	1:44.771	2:32.420	3	1:53.168	2:15.331	3	1:56.300	2:16.683
88	48.121	2:20.578	007	1:10.412	2:22.142	3	1:50.910	2:25.717	16	2:00.522	2:13.953	16	2:02.352	2:15.381
66	1:00.735	2:22.790	2	1:25.609	3:30.009P	16	1:59.642	3:15.374	88	2:07.387	2:13.987	88	2:08.337	2:14.501
007	1:01.545	2:22.142	3	1:38.451	3:15.077P	88	2:06.473	3:15.890						
			1	1:58.907	3:35.165P	1	2:10.860	2:25.211						

Weather/Track: Bright / Dry

www.mstworld.com

Page 2 of 4

Paul Ricard
Circuit Length = 5.8420 km.
Start: 16:16 End: 16:58

Printed - 17:03 Saturday, 03 October 2009

Lamborghini Blancpain Super Trofeo

RACE 2 - LAP CHART

(contd.)

Lap 11			Lap 12			Lap 13			Lap 14			Lap 15		
No	Behind	Laptime	No	Behind	Laptime	No	Behind	Laptime	No	Behind	Laptime	No	Behind	Laptime
24		2:21.950P	22		2:32.370	22		2:21.524	22		2:20.595	22		2:20.963
66	1 LAP	2:31.372	24	0.853	3:19.313	24	0.583	2:21.254	24	1.057	2:21.069	24	0.882	2:20.788
007	1 LAP	3:25.824	69	26.779	2:16.865	69	21.606	2:16.351	69	17.338	2:16.327	69	13.267	2:16.892
22	46.090	3:09.383P	6	36.177	2:29.645	6	34.079	2:19.426	6	31.560	2:18.076	6	29.059	2:18.462
6	1:24.992	3:17.023P	77	44.492	2:20.872	77	43.730	2:20.762	3	42.385	2:18.608	3	37.943	2:16.521
69	1:28.374	2:28.755	3	48.148	2:16.382	3	44.372	2:17.748	77	44.466	2:21.331	88	38.957	2:14.929
63	1 LAP	3:17.018	2	52.821	2:18.698	16	47.465	2:15.726	88	44.991	2:15.842	16	43.848	2:19.362
77	1:42.080	3:22.247	16	53.263	2:17.503	88	49.744	2:15.716	16	45.449	2:18.579	77	46.047	2:22.544
3	1:50.226	2:17.219	88	55.552	2:14.216	2	51.323	2:20.026	2	49.590	2:18.862	2	47.439	2:18.812
2	1:52.583	2:20.010	23	58.861	2:24.169	23	59.342	2:22.005	23	1:00.040	2:21.293	23	59.434	2:20.357
23	1:53.152	3:37.740	63	1 LAP	2:50.397	63	1 LAP	2:20.089	63	1 LAP	2:22.653	63	1 LAP	2:27.270
16	1:54.220	2:15.161	007	1:52.657	2:20.358	007	1:51.764	2:20.631	007	1:51.832	2:20.663	007	1:51.003	2:20.134
88	1:59.796	2:14.752	66	1:55.005	2:21.144	66	1:54.342	2:20.861	66	1:55.299	2:21.552	66	1:55.785	2:21.449
007	2:50.759	2:21.080												
66	2:52.321	2:26.799												

Weather/Track: Bright / Dry

www.mstworld.com

Page 3 of 4

Paul Ricard
Circuit Length = 5.8420 km.
Start: 16:16 End: 16:58

Printed - 17:03 Saturday, 03 October 2009

Lamborghini Blancpain Super Trofeo

RACE 2 - LAP CHART

(contd.)

Lap 16			Lap 17			Lap 18			Lap 19			Lap 20		
No	Behind	Laptime	No	Behind	Laptime	No	Behind	Laptime	No	Behind	Laptime	No	Behind	Laptime
22		2:20.483	24		2:19.503	24		2:19.224						
24	0.944	2:20.545	22	3.261	2:23.708	22	2.378	2:18.341						
69	10.936	2:18.152	69	8.039	2:17.550	69	5.223	2:16.408						
88	34.342	2:15.868	88	30.456	2:16.561	88	26.703	2:15.471						
3	34.863	2:17.403	3	32.063	2:17.647	16	28.359	2:14.990						
16	37.915	2:14.550	16	32.593	2:15.125	3	29.513	2:16.674						
6	46.103	2:37.527P	2	44.967	2:18.954	2	44.721	2:18.978						
2	46.460	2:19.504	77	48.662	2:21.161	77	52.982	2:23.544						
77	47.948	2:22.384	6	53.803	2:28.147	23	59.567	2:21.117						
23	58.839	2:19.888	23	57.674	2:19.282	6	1:03.576	2:28.997						
63	1 LAP	2:27.993	63	1 LAP	2:41.082P	007	1:53.576	2:21.747						
007	1:50.665	2:20.145	007	1:51.053	2:20.835	66	2:00.277	2:21.966						
66	1:56.864	2:21.562	66	1:57.535	2:21.118									

Weather/Track: Bright / Dry

www.mstworld.com


Page 4 of 4

Paul Ricard
Circuit Length = 5.8420 km.
Start: 16:16 End: 16:58

Printed - 17:03 Saturday, 03 October 2009

Lamborghini Blancpain Super Trofeo

GRID FOR RACE 3

ROW 7	1 Sanna/Bernard	63 Leimer/Leimer
ROW 6	66 Bassetti	007 Jenny
ROW 5	6 Bartocci/Maddalena	23 Venturi/Invernizzi
ROW 4	77 Janis/Winter	2 Von Thurn Und Taxis/Von Saurma
ROW 3	3 Bellini	16 Dijkstra/Van De Zwann
ROW 2	88 Charouz/Lacko	69 Amos/Amaduzzi
ROW 1	22 Babini/Rossetto	24 Hayek/Kox
POLE		
		

Weather/Track: Bright / Dry

Paul Ricard
Circuit Length = 5.8420 km.
Start: 16:16 End: 16:58

Race Director:	Steward:	Timekeeper:
----------------	----------	-------------

Lamborghini Blancpain Super Trofeo

RACE 3 - CLASSIFICATION

POS	NO	CL	DRIVER	CAR	TIME	LAPS	GAP	KPH	BEST
1	22		Babini/Rossetto	Petri Corse	41:59.502	18		150.25	2:12.494
2	69		Amos/Amaduzzi	Bonaldi Racing	42:00.566	18	1.064	150.18	2:13.250
3	24		Hayek/Kox	Reiter Engineering	42:07.120	18	7.618	149.80	2:12.510
4	3		Bellini	Bonaldi Racing	42:14.784	18	15.282	149.34	2:14.721
5	88		Charouz/Lacko	Lamborghini Racing Eastern Euro	42:16.877	18	17.375	149.22	2:13.753
6	2		Von Thurn Und Taxis/Von Saurm	Automobili Lamborghini S.p.A	42:22.413	18	22.911	148.89	2:13.997
7	6		Bartocci/Maddalena	Petri Corse	42:44.915	18	45.413	147.59	2:14.425
8	63		Leimer/Leimer	Autovitesse	42:53.901	18	54.399	147.07	2:14.905
9	77		Janis/Winter	Lamborghini Racing Eastern Euro	42:53.909	18	54.407	147.07	2:15.351
10	16		Dijkstra/Van De Zwann	Schoolmaster	43:03.637	18	1:04.135	146.52	2:14.542
11	1		Sanna/Bernard	Automobili Lamborghini S.p.A	43:14.745	18	1:15.243	145.89	2:13.529
12	007		Jenny	Lamborghini Racing Eastern Euro	44:19.545	18	2:20.043	142.34	2:21.466
13	66		Bassetti	Petri Corse	38:24.336	15	3 LAPS	136.90	2:22.124
NOT CLASSIFIED									
	23		Venturi/Invernizzi	PURESORT	20:18.467	9	D.N.F.	155.34	2:11.799
FASTEST LAP									
	23		Venturi/Invernizzi	PURESORT	2:11.799	4	159.57kph	99.15mph	

Weather/Track: Sun / Dry

Paul Ricard
Circuit Length = 5.8420 km.
Start: 11:27 End: 12:09

Race Director:	Steward:	Timekeeper:
----------------	----------	-------------

Lamborghini Blancpain Super Trofeo

Race 3 - Sector Analysis Report

Lap S1 Time S1 Spd S2 Time S2 Spd S3 Time S3 Spd Lap Time Pit Lap S1 Time S1 Spd S2 Time S2 Spd S3 Time S3 Spd Lap Time Pit

1 SANNA							ITA Automobili Lamborghini S.p.A								
1	45.225	97.8	40.584	210.5	58.511	196.3	2:24.320	11	37.720	96.8	40.197	214.2	2:00.289	3:18.206	Pit
2	37.923	100.4	40.350	213.4	57.781	196.3	2:16.054	12	49.379	93.9	47.277	210.9	58.438	196.7	2:35.094
3	38.272	100.0	39.736	214.7	58.114	194.9	2:16.122	13	39.404	93.1	41.833	213.4	59.110	195.2	2:20.347
4	37.441	96.9	39.422	212.5	58.000	195.6	2:14.863	14	38.825	95.9	41.018	212.1	1:23.171	2:43.014	Pit
5	37.225	98.9	39.231	211.7	57.073	195.6	2:13.529	15	47.619	98.2	40.594	210.9	58.326	195.6	2:26.539
6	37.410	97.2	39.291	213.8	57.098	196.3	2:13.799	16	38.238	97.6	40.674	211.7	58.409	197.4	2:17.321
7	37.965	96.8	39.432	213.4	57.365	194.5	2:14.762	17	38.237	95.1	40.537	211.3	58.401	190.1	2:17.175
8	38.029	97.4	39.888	213.4	57.536	193.5	2:15.453	18	38.231	99.3	40.727	214.2	58.897	198.5	2:17.855
9	38.398	96.0	39.763	213.0	1:06.507		2:24.668	Pit							
10	47.387	98.7	40.733	213.8	57.504	196.0	2:25.624								

2 VON THURN UND TAXIS							GER Automobili Lamborghini S.p.A									
1	43.111	95.8	41.260	210.1	59.271	194.5	2:23.642	11	37.501	93.4	39.631	215.1	57.502	196.3	2:14.634	
2	38.121	100.0	40.507	212.1	1:00.302	190.4	2:18.930	12	38.323	92.7	39.717	213.0	57.806	195.6	2:15.846	
3	38.112	102.5	40.423	211.7	58.693	194.2	2:17.228	13	38.500	93.2	39.704	213.4	57.141	196.3	2:15.345	
4	38.096	97.2	40.435	211.3	58.294	194.9	2:16.825	14	38.364	98.0	41.437	213.0	57.860	194.5	2:17.661	
5	38.015	96.9	40.076	213.0	58.204	193.8	2:16.295	15	37.150	99.2	39.724	213.4	57.383	195.2	2:14.257	
6	38.260	100.3	40.293	211.7	59.014	194.2	2:17.567	16	37.315	97.9	39.702	215.5	57.247	196.7	2:14.264	
7	38.509	100.0	40.314	213.8	58.410	194.2	2:17.233	17	37.292	94.3	39.536	215.1	57.169	195.6	2:13.997	
8	38.365	100.5	40.105	213.0	2:12.203		3:30.673	Pit	18	37.172	97.7	39.710	215.1	57.376	196.7	2:14.258
9	50.153	94.4	40.267	212.5	58.907	194.9	2:29.327									
10	37.759	96.9	39.718	212.5	56.954	195.6	2:14.431									

3 BELLINI							ITA Bonaldi Racing									
1	42.390	92.8	41.070	211.7	58.663	193.5	2:22.123	11	38.652	93.4	40.190	212.1	57.851	195.2	2:16.693	
2	39.285	100.5	40.355	211.7	58.251	194.5	2:17.891	12	39.261	93.9	40.282	211.3	58.536	196.0	2:18.079	
3	39.090	99.3	39.977	213.4	59.599	194.9	2:18.666	13	37.891	94.9	40.286	212.5	57.911	194.9	2:16.088	
4	38.246	99.6	40.209	210.5	58.099	196.0	2:16.554	14	38.035	97.1	40.356	214.7	57.873	194.2	2:16.264	
5	38.463	97.7	40.145	213.8	57.615	195.2	2:16.223	15	37.935	97.5	40.685	213.4	58.024	193.8	2:16.644	
6	38.483	94.4	40.710	212.1	57.908	193.5	2:17.101	16	38.427	92.5	40.189	213.8	57.906	195.2	2:16.522	
7	39.146	100.0	40.461	213.4	58.641	194.5	2:18.248	17	37.949	95.8	40.076	214.2	57.929	195.2	2:15.954	
8	38.500	96.9	39.942	213.0	1:54.560		3:13.002	Pit	18	38.890	88.6	40.615	214.7	58.619	195.6	2:18.124
9	47.903	95.5	40.502	212.1	57.482	194.9	2:25.887									
10	37.312	98.0	39.827	213.0	57.582	189.1	2:14.721									

6 BARTOCCI							ITA Petri Corse									
1	44.488	94.4	40.320	210.5	58.010	194.9	2:22.818	11	49.252	95.3	40.435	210.9	58.339	195.6	2:28.026	
2	38.039	99.7	40.199	210.9	58.514	195.2	2:16.752	12	38.699	99.3	40.236	210.9	58.610	195.2	2:17.545	
3	38.022	98.4	39.672	211.7	57.533	195.2	2:15.227	13	39.191	97.0	40.714	206.5	1:00.060	192.1	2:19.965	
4	38.066	101.5	39.728	211.7	1:07.919		2:25.713	Pit	14	39.416	93.0	40.718	209.3	1:00.615	190.8	2:20.749
5	47.902	91.9	39.923	212.1	57.383	194.5	2:25.208	15	39.142	96.6	41.232	205.3	59.553	190.4	2:19.927	
6	38.041	99.6	40.231	213.4	58.755	194.5	2:17.027	16	38.740	96.6	40.660	206.1	59.649	187.5	2:19.049	
7	37.512	101.4	39.497	211.3	57.416	194.5	2:14.425	17	39.095	90.7	40.773	207.6	58.532	190.4	2:18.400	
8	38.027	100.9	39.626	212.1	57.176	195.2	2:14.829	18	39.029	93.4	40.861	207.6	59.001	190.1	2:18.891	
9	37.939	99.7	39.580	212.1	57.612	194.5	2:15.131									
10	37.639	101.7	39.729	213.0	1:57.865		3:15.233	Pit								



Weather/Track: Sun / Dry

Circuit Length - 5.842 kilometres
Circuit Paul Ricard

Printed at 12:16, Sunday, 04 October, 2009

© MST Systems Ltd, 2005 (www.mstworld.com)

Page 1

Lamborghini Blancpain Super Trofeo

Race 3 - Sector Analysis Report

Lap S1 Time S1 Spd S2 Time S2 Spd S3 Time S3 Spd Lap Time Pit Lap S1 Time S1 Spd S2 Time S2 Spd S3 Time S3 Spd Lap Time Pit

16 DIJKSTRA							NED		Schoolmaster						
1	42.024	86.9	40.453	210.9	58.428	191.4	2:20.905	11	37.639	96.2	39.855	212.1	57.324	194.5	2:14.818
2	38.809	95.6	40.780	210.5	58.734	193.2	2:18.323	12	38.911	95.2	40.038	213.8	57.814	196.0	2:16.763
3	39.102	95.0	39.885	211.3	59.626	193.5	2:18.613	13	38.896	92.1	40.175	214.7	57.862	192.8	2:16.933
4	38.182	93.7	40.595	206.8	58.442	193.8	2:17.219	14	37.771	96.1	40.197	214.2	58.053	194.5	2:16.021
5	38.250	95.0	39.509	211.7	58.432	192.8	2:16.191	15	56.219	91.0	39.934	213.4	1:06.915		2:43.068 Pit
6	38.348	89.7	39.934	211.3	58.604	189.4	2:16.886	16	47.672	95.8	39.942	213.8	57.509	194.9	2:25.123
7	38.671	91.7	40.085	211.7	1:07.816		2:26.572 Pit	17	37.711	96.7	39.452	212.5	57.379	195.2	2:14.542
8	48.100	88.3	40.588	210.1	1:08.312		2:37.000 Pit	18	37.751	91.3	39.616	214.2	57.418	195.2	2:14.785
9	1:37.117	98.4	40.191	212.5	57.910	194.2	3:15.218								
10	37.989	94.3	39.537	210.5	57.131	195.2	2:14.657								

22 BABINI							ITA		Petri Corse						
1	40.133	100.0	39.842	211.7	56.017	196.7	2:15.992	11	37.199	97.6	39.515	213.0	1:53.086		3:09.800 Pit
2	37.079	100.0	39.287	213.4	56.128	197.0	2:12.494	12	48.317	96.2	40.883	209.7	59.918	192.8	2:29.118
3	37.044	101.4	39.383	213.8	57.425	196.7	2:13.852	13	39.504	97.4	41.304	209.7	1:00.245	190.1	2:21.053
4	37.157	101.9	39.651	213.4	56.360	197.0	2:13.168	14	38.928	98.9	40.912	213.8	59.689	195.6	2:19.529
5	36.940	100.8	39.318	212.1	56.531	197.0	2:12.789	15	39.109	96.8	41.196	212.1	59.527	195.2	2:19.832
6	37.472	100.3	39.442	213.4	56.515	196.0	2:13.429	16	39.498	91.3	41.473	210.5	59.838	195.6	2:20.809
7	37.185	101.8	39.505	213.4	56.541	196.0	2:13.231	17	39.200	96.2	41.632	211.3	1:00.492	196.0	2:21.324
8	37.218	100.0	39.622	212.1	56.696	196.0	2:13.536	18	39.956	93.3	40.906	213.8	1:00.564	196.3	2:21.426
9	37.417	98.9	39.486	212.5	57.077	196.0	2:13.980								
10	37.483	99.2	39.570	213.4	57.087	196.7	2:14.140								

23 VENTURI							ITA		PURESPORT						
1	43.272	99.1	40.514	212.1	57.423	197.0	2:21.209	6	37.128	90.0	39.154	211.3	56.588	196.3	2:12.870
2	38.621	99.2	39.726	212.5	56.186	195.2	2:14.533	7	36.815	101.3	39.093	213.8	56.287	196.7	2:12.195
3	36.563	98.9	39.002	212.5	56.297		2:11.862	8	36.735	100.8	39.266	211.7	56.364	196.7	2:12.365
4	36.561	101.0	39.012	211.3	56.226	196.7	2:11.799	9	36.958	100.0	39.478	180.9	1:11.517		2:27.953 Pit
5	36.827	101.1	39.501	210.1	57.353	194.5	2:13.681								

24 HAYEK							SUI		Reiter Engineering						
1	39.710	97.7	39.491	211.3	56.129	195.6	2:15.330	11	37.147	100.4	39.771	212.1	1:05.042		2:21.960 Pit
2	37.007	102.4	39.061	212.1	56.442	196.0	2:12.510	12	1:35.955	100.1	40.832	211.3	1:00.732	193.2	3:17.519
3	37.179	101.5	39.585	212.1	57.260	194.9	2:14.024	13	39.033	96.7	41.081	210.9	59.119	195.6	2:19.233
4	37.015	101.8	39.227	212.5	56.611	197.4	2:12.853	14	38.808	99.3	40.569	212.5	58.595	195.2	2:17.972
5	37.210	101.4	39.323	211.7	56.737	195.2	2:13.270	15	38.580	91.9	40.875	212.1	59.422	193.8	2:18.877
6	37.213	100.0	39.235	212.5	56.545	196.7	2:12.993	16	39.046	96.5	40.878	211.3	59.143	194.9	2:19.067
7	37.066	100.7	39.365	212.5	56.788	196.0	2:13.219	17	38.466	96.8	41.054	212.5	1:09.048		2:28.568 Pit
8	37.249	99.3	39.614	212.5	56.933	194.9	2:13.796	18	48.287	96.3	41.086	212.1	58.950	196.0	2:28.323
9	37.050	100.6	39.225	212.1	57.101	195.6	2:13.376								
10	37.187	98.9	39.806	212.1	57.237	196.0	2:14.230								



Weather/Track: Sun / Dry

Circuit Length - 5.842 kilometres
Circuit Paul Ricard

Lamborghini Blancpain Super Trofeo

Race 3 - Sector Analysis Report

Lap S1 Time S1 Spd S2 Time S2 Spd S3 Time S3 Spd Lap Time Pit Lap S1 Time S1 Spd S2 Time S2 Spd S3 Time S3 Spd Lap Time Pit

63 LEIMER						SUI Autovitesse									
1	44.912	92.9	40.644	209.7	58.394	193.2	2:23.950	11	1:39.958	94.1	41.148	210.5	1:08.637	3:29.743	Pit
2	38.746	101.5	40.423	211.3	58.527	194.2	2:17.696	12	49.051	97.3	41.094	211.7	59.424	193.8	2:29.569
3	38.201	96.0	40.055	211.3	58.245	194.9	2:16.501	13	42.520	96.6	41.091	208.0	59.180	194.5	2:22.791
4	38.187	100.0	39.765	209.7	57.684	194.2	2:15.636	14	38.598	97.5	40.676	212.1	58.855	195.2	2:18.129
5	37.779	94.4	39.543	210.9	57.583	194.2	2:14.905	15	38.694	96.6	41.095	209.7	58.534	194.9	2:18.323
6	37.855	97.6	39.858	212.5	58.033	196.0	2:15.746	16	38.315	99.2	40.365	213.0	58.689	193.8	2:17.369
7	37.703	93.9	39.789	211.7	58.136	194.5	2:15.628	17	38.444	95.9	40.539	210.5	58.879	193.2	2:17.862
8	37.923	94.4	39.591	207.6	57.731	194.2	2:15.245	18	38.600	93.8	41.389	212.5	1:00.177	193.2	2:20.166
9	38.416	92.9	40.150	211.7	58.670	195.2	2:17.236								
10	38.460	95.7	40.271	212.5	1:08.675		2:27.406	Pit							

66 BASSETTI						ITA Petri Corse										
1	47.580	91.0	42.627	210.1	1:01.041	189.8	2:31.248	9	51.562	94.5	43.130	208.4	1:01.714	192.5	2:36.406	
2	39.817	88.9	41.856	211.7	1:00.891	193.5	2:22.564	10	39.923	96.8	42.663	207.2	1:01.773	191.8	2:24.359	
3	40.831	89.6	41.951	211.3	1:10.545	190.1	2:33.327	11	39.383	94.5	43.357	210.5	1:02.786	191.1	2:25.526	
4	40.448	96.4	41.428	210.9	1:00.248	193.2	2:22.124	12	41.528	94.7	43.039	210.1	1:01.014	192.8	2:25.581	
5	39.704	95.8	41.771	210.9	1:00.784	192.8	2:22.259	13	40.137	90.0	42.814	210.1	1:02.517	193.2	2:25.468	
6	39.905	95.4	41.530	210.5	1:01.173	193.2	2:22.608	14	40.226	91.6	44.004	206.1	1:05.968	191.1	2:30.198	
7	39.514	90.8	42.177	209.3	1:01.094	192.5	2:22.785	15	46.272	78.6	52.374	174.4	1:29.542		3:08.188	Pit
8	39.701	93.6	41.800	210.1	2:10.194		3:31.695	Pit								

69 AMOS						ITA Bonaldi Racing										
1	40.638	98.9	39.855	213.4	56.744	194.5	2:17.237	11	37.662	98.0	40.104	214.2	1:54.566	3:12.332	Pit	
2	37.288	98.8	39.332	214.2	56.630	196.7	2:13.250	12	48.947	92.2	41.317	213.4	59.459	193.5	2:29.723	
3	37.551	96.0	39.467	214.2	56.875	195.6	2:13.893	13	38.600	95.2	41.197	214.2	58.238	194.2	2:18.035	
4	37.378	101.7	39.543	213.8	57.172	195.6	2:14.093	14	38.321	91.4	40.231	216.8	59.708	195.2	2:18.260	
5	37.199	100.8	39.613	213.0	58.289	194.5	2:15.101	15	38.590	95.3	40.447	216.4	57.888	194.9	2:16.925	
6	37.726	96.0	39.554	212.1	57.696	196.3	2:14.976	16	37.516	95.4	39.977	216.0	57.784	196.0	2:15.277	
7	37.582	97.8	39.599	214.2	57.147	196.3	2:14.328	17	39.155	102.3	41.208	215.1	58.289	196.3	2:18.652	
8	37.847	97.3	39.508	213.8	57.138	195.2	2:14.493	18	37.730	98.8	40.971	214.7	1:06.018		2:24.719	Pit
9	37.773	100.5	39.683	214.2	57.336	194.9	2:14.792									
10	37.672	100.2	39.514	213.8	57.294	194.9	2:14.480									

77 JANIS						CZE Lamborghini Racing Eastern Eur										
1	43.770	96.5	42.091	209.3	59.435	192.8	2:25.296	11	1:38.042	86.6	41.908	209.3	1:00.415	193.8	3:20.365	
2	38.041	99.7	40.186	213.4	58.639	194.5	2:16.866	12	40.107	91.1	42.652	210.5	1:00.304	193.5	2:23.063	
3	38.124	96.9	40.472	213.0	58.186	196.3	2:16.782	13	39.695	90.7	41.426	211.7	1:00.018	194.2	2:21.139	
4	38.470	98.1	40.628	211.7	57.818	194.5	2:16.916	14	38.850	92.5	41.438	212.5	1:00.460	194.9	2:20.748	
5	38.458	91.6	39.921	213.4	57.706	194.5	2:16.085	15	39.092	91.4	41.895	208.8	1:01.274	193.5	2:22.261	
6	38.424	100.0	40.451	213.4	58.123	194.5	2:16.998	16	38.967	96.2	41.396	209.3	1:00.955	194.2	2:21.318	
7	38.185	96.6	40.059	213.4	59.348	192.5	2:17.592	17	39.420	94.7	41.406	212.5	59.609	193.8	2:20.435	
8	37.880	97.2	40.163	213.0	57.308	194.5	2:15.351	18	39.770	96.2	41.491	212.5	1:00.604	186.8	2:21.865	
9	37.780	96.9	39.929	212.5	58.118	194.9	2:15.827									
10	37.771	97.1	40.242	213.0	1:06.989		2:25.002	Pit								



Weather/Track: Sun / Dry



Circuit Length - 5.842 kilometres
Circuit Paul Ricard

Lamborghini Blancpain Super Trofeo

Race 3 - Sector Analysis Report

Lap S1 Time S1 Spd S2 Time S2 Spd S3 Time S3 Spd Lap Time Pit Lap S1 Time S1 Spd S2 Time S2 Spd S3 Time S3 Spd Lap Time Pit

88 CHAROUZ							CZE Lamborghini Racing Eastern Eur								
1	46.296	91.1	41.832	208.0	59.847	191.4	2:27.975	11	37.574	96.4	39.528	213.8	57.297	192.8	2:14.399
2	38.798	91.7	40.625	210.1	58.590	193.2	2:18.013	12	38.132	96.8	39.676	213.0	58.590	196.0	2:16.398
3	38.620	97.2	40.340	211.7	58.497	193.8	2:17.457	13	37.908	94.4	40.378	213.8	57.010	193.2	2:15.296
4	38.551	98.8	40.285	212.5	58.827	193.8	2:17.663	14	37.461	97.0	39.546	215.5	57.205	194.5	2:14.212
5	38.347	91.5	45.676	208.0	59.501	193.2	2:23.524	15	37.662	95.9	39.724	215.5	57.542	193.8	2:14.928
6	38.897	91.6	40.306	211.7	59.886	193.2	2:19.089	16	37.569	97.0	39.710	216.0	57.176	196.0	2:14.455
7	38.778	97.1	41.271	211.3	1:10.846		2:30.895 Pit	17	37.460	96.2	39.455	215.1	57.489	194.2	2:14.404
8	1:37.253	96.4	39.957	211.3	57.535	192.1	3:14.745	18	37.785	92.3	39.840	214.2	57.738	193.2	2:15.363
9	37.608	98.0	39.898	210.9	56.802	194.9	2:14.308								
10	37.344	96.1	39.529	212.5	56.880	194.2	2:13.753								

7 JENNY							SUI Lamborghini Racing Eastern Eur								
1	47.004	90.9	42.172	211.3	1:01.334	192.8	2:30.510	11	40.183	92.9	41.578	212.1	1:00.343	194.2	2:22.104
2	40.174	88.9	41.623	211.7	1:00.998	193.5	2:22.795	12	39.958	99.8	42.004	213.0	1:00.959	193.5	2:22.921
3	40.936	87.9	41.812	211.7	1:01.192	191.8	2:23.940	13	40.085	99.1	41.790	213.8	1:00.567	196.0	2:22.442
4	40.334	96.3	42.102	211.3	1:00.885	193.5	2:23.321	14	39.630	97.2	41.754	213.8	1:00.082	196.0	2:21.466
5	40.605	91.9	41.892	211.3	1:00.876	193.8	2:23.373	15	39.437	96.7	41.679	213.4	1:02.028	194.9	2:23.144
6	40.030	97.4	41.803	213.0	1:01.376	193.5	2:23.209	16	40.570	88.0	43.067	213.4	1:01.576	194.5	2:25.213
7	39.733	90.8	41.270	212.1	1:00.872	193.2	2:21.875	17	39.653	95.4	42.426	185.5	1:01.115	194.9	2:23.194
8	40.278	92.9	42.943	212.1	1:01.994	194.2	2:25.215	18	39.878	95.4	42.243	211.3	1:01.779	145.7	2:23.900
9	40.484	92.6	41.904	212.1	1:13.916		2:36.304 Pit								
10	1:41.707	97.3	41.687	212.5	1:01.225	194.2	3:24.619								



Weather/Track: Sun / Dry

Circuit Length - 5.842 kilometres
Circuit Paul Ricard

Lamborghini Blancpain Super Trofeo Race 3 - Best Sector Speeds Report

SECTOR 1				SECTOR 2				SECTOR 3				
POS	NO	NAME	SPEED	LAP	NO	NAME	SPEED	LAP	NO	NAME	SPEED	LAP
1	2	VON THURN U	102.5	3	69	AMOS	216.8	14	1	SANNA	198.5	18
2	24	HAYEK	102.4	2	88	CHAROUZ	216.0	16	24	HAYEK	197.4	4
3	69	AMOS	102.3	17	2	VON THURN U	215.5	16	22	BABINI	197.0	2
4	22	BABINI	101.9	4	1	SANNA	214.7	3	23	VENTURI	197.0	1
5	6	BARTOCCI	101.7	10	3	BELLINI	214.7	14	2	VON THURN U	196.7	16
6	63	LEIMER	101.5	2	16	DIJKSTRA	214.7	13	69	AMOS	196.7	2
7	23	VENTURI	101.3	7	22	BABINI	213.8	3	77	JANIS	196.3	3
8	3	BELLINI	100.5	2	23	VENTURI	213.8	7	3	BELLINI	196.0	4
9	1	SANNA	100.4	2	7	JENNY	213.8	13	16	DIJKSTRA	196.0	12
10	77	JANIS	100.0	6	6	BARTOCCI	213.4	6	63	LEIMER	196.0	6
11	7	JENNY	99.8	12	77	JANIS	213.4	2	88	CHAROUZ	196.0	12
12	88	CHAROUZ	98.8	4	63	LEIMER	213.0	16	7	JENNY	196.0	13
13	16	DIJKSTRA	98.4	9	24	HAYEK	212.5	4	6	BARTOCCI	195.6	11
14	66	BASSETTI	96.8	10	66	BASSETTI	211.7	2	66	BASSETTI	193.5	2



Circuit Length - 5.842 kilometres
Circuit Paul Ricard

Weather/Track: Sun / Dry

Lamborghini Blancpain Super Trofeo Race 3 - Best Sector Times Report

POS	NO	SECTOR 1		SECTOR 2		SECTOR 3		IDEAL/BEST LAP COMPARISON							
		TIME	LAP	NO	TIME	LAP	NO	TIME	LAP	NO	NAME	IDEAL	BEST	LAP	DIFF
1	23	36.561	4	23	39.002	3	22	56.017	1	23	VENTURI	2:11.749	2:11.799	4	+ 0.050
2	22	36.940	5	24	39.061	2	24	56.129	1	24	HAYEK	2:12.197	2:12.510	2	+ 0.313
3	24	37.007	2	1	39.231	5	23	56.186	2	22	BABINI	2:12.244	2:12.494	2	+ 0.250
4	2	37.150	15	22	39.287	2	69	56.630	2	69	AMOS	2:13.161	2:13.250	2	+ 0.089
5	69	37.199	5	69	39.332	2	88	56.802	9	1	SANNA	2:13.529	2:13.529	5	+ 0.000
6	1	37.225	5	16	39.452	17	2	56.954	10	88	CHAROUZ	2:13.601	2:13.753	10	+ 0.152
7	3	37.312	10	88	39.455	17	1	57.073	5	2	VON THURN	2:13.640	2:13.997	17	+ 0.357
8	88	37.344	10	6	39.497	7	16	57.131	10	6	BARTOCCI	2:14.185	2:14.425	7	+ 0.240
9	6	37.512	7	2	39.536	17	6	57.176	8	16	DIJKSTRA	2:14.222	2:14.542	17	+ 0.320
10	16	37.639	11	63	39.543	5	77	57.308	8	3	BELLINI	2:14.621	2:14.721	10	+ 0.100
11	63	37.703	7	3	39.827	10	3	57.482	9	63	LEIMER	2:14.829	2:14.905	5	+ 0.076
12	77	37.771	10	77	39.921	5	63	57.583	5	77	JANIS	2:15.000	2:15.351	8	+ 0.351
13	66	39.383	11	7	41.270	7	7	1:00.082	14	7	JENNY	2:20.789	2:21.466	14	+ 0.677
14	7	39.437	15	66	41.428	4	66	1:00.248	4	66	BASSETTI	2:21.059	2:22.124	4	+ 1.065

'Perfect Lap' - 2:11.580



Circuit Length - 5.842 kilometres
Circuit Paul Ricard

Weather/Track: Sun / Dry

Lamborghini Blancpain Super Trofeo

RACE 3 - LAP CHART

Lap 1			Lap 2			Lap 3			Lap 4			Lap 5		
No	Behind	Laptime	No	Behind	Laptime	No	Behind	Laptime	No	Behind	Laptime	No	Behind	Laptime
24		2:15.330	24		2:12.510	24		2:14.024	24		2:12.853	24		2:13.270
22	0.662	2:15.992	22	0.646	2:12.494	22	0.474	2:13.852	22	0.789	2:13.168	22	0.308	2:12.789
69	1.907	2:17.237	69	2.647	2:13.250	69	2.516	2:13.893	69	3.756	2:14.093	23	5.097	2:13.681
16	5.575	2:20.905	23	7.902	2:14.533	23	5.740	2:11.862	23	4.686	2:11.799	69	5.587	2:15.101
23	5.879	2:21.209	16	11.388	2:18.323	6	12.933	2:15.227	1	16.642	2:14.863	1	16.901	2:13.529
3	6.793	2:22.123	6	11.730	2:16.752	1	14.632	2:16.122	63	19.066	2:15.636	63	20.701	2:14.905
6	7.488	2:22.818	3	12.174	2:17.891	16	15.977	2:18.613	16	20.343	2:17.219	16	23.264	2:16.191
2	8.312	2:23.642	1	12.534	2:16.054	63	16.283	2:16.501	3	20.517	2:16.554	3	23.470	2:16.223
63	8.620	2:23.950	63	13.806	2:17.696	3	16.816	2:18.666	77	21.143	2:16.916	77	23.958	2:16.085
1	8.990	2:24.320	77	14.322	2:16.866	77	17.080	2:16.782	2	21.908	2:16.825	2	24.933	2:16.295
77	9.966	2:25.296	2	14.732	2:18.930	2	17.936	2:17.228	6	25.793	2:25.713P	88	36.645	2:23.524
88	12.645	2:27.975	88	18.148	2:18.013	88	21.581	2:17.457	88	26.391	2:17.663	6	37.731	2:25.208
007	15.180	2:30.510	007	25.465	2:22.795	007	35.381	2:23.940	007	45.849	2:23.321	007	55.952	2:23.373
66	15.918	2:31.248	66	25.972	2:22.564	66	45.275	2:33.327	66	54.546	2:22.124	66	1:03.535	2:22.259

Weather/Track: Sun / Dry

www.mstworld.com

Page 1 of 4

Paul Ricard
Circuit Length = 5.8420 km.
Start: 11:27 End: 12:09

Printed - 12:14 Sunday, 04 October 2009

Lamborghini Blancpain Super Trofeo

RACE 3 - LAP CHART

(contd.)

Lap 6			Lap 7			Lap 8			Lap 9			Lap 10		
No	Behind	Laptime	No	Behind	Laptime	No	Behind	Laptime	No	Behind	Laptime	No	Behind	Laptime
24		2:12.993	24		2:13.219	24		2:13.796	24		2:13.376	24		2:14.230
22	0.744	2:13.429	22	0.756	2:13.231	22	0.496	2:13.536	22	1.100	2:13.980	22	1.010	2:14.140
23	4.974	2:12.870	23	3.950	2:12.195	23	2.519	2:12.365	69	10.792	2:14.792	69	11.042	2:14.480
69	7.570	2:14.976	69	8.679	2:14.328	69	9.376	2:14.493	23	17.096	2:27.953P	1	43.593	2:25.624
1	17.707	2:13.799	1	19.250	2:14.762	1	20.907	2:15.453	66	1 LAP	3:31.695P	63	44.348	2:27.406P
63	23.454	2:15.746	63	25.863	2:15.628	63	27.312	2:15.245	63	31.172	2:17.236	77	47.114	2:25.002P
16	27.157	2:16.886	77	32.336	2:17.592	77	33.891	2:15.351	1	32.199	2:24.668P	66	1 LAP	2:36.406
3	27.578	2:17.101	3	32.607	2:18.248	6	44.004	2:14.829	77	36.342	2:15.827	3	1:44.815	2:14.721
77	27.963	2:16.998	2	33.521	2:17.233	16	1:03.714	2:37.000P	6	45.759	2:15.131	6	1:46.762	3:15.233P
2	29.507	2:17.567	16	40.510	2:26.572P	007	1:26.243	2:25.215	3	1:44.324	2:25.887	88	2:01.821	2:13.753
6	41.765	2:17.027	6	42.971	2:14.425	3	1:31.813	3:13.002P	007	1:49.171	2:36.304P	16	2:05.983	2:14.657
88	42.741	2:19.089	88	1:00.417	2:30.895P	2	1:50.398	3:30.673P	88	2:02.298	2:14.308	2	2:06.550	2:14.431
007	1:06.168	2:23.209	007	1:14.824	2:21.875	88	2:01.366	3:14.745	16	2:05.556	3:15.218			
66	1:13.150	2:22.608	66	1:22.716	2:22.785				2	2:06.349	2:29.327			

Weather/Track: Sun / Dry

www.mstworld.com

Page 2 of 4

Paul Ricard
Circuit Length = 5.8420 km.
Start: 11:27 End: 12:09

Printed - 12:14 Sunday, 04 October 2009

Lamborghini Blancpain Super Trofeo

RACE 3 - LAP CHART

(contd.)

Lap 11			Lap 12			Lap 13			Lap 14			Lap 15		
No	Behind	Laptime	No	Behind	Laptime	No	Behind	Laptime	No	Behind	Laptime	No	Behind	Laptime
24		2:21.960P	24		3:17.519	24		2:19.233	24		2:17.972	24		2:18.877
007	1 LAP	3:24.619	22	0.449	2:29.118	22	2.269	2:21.053	22	3.826	2:19.529	22	4.781	2:19.832
22	48.850	3:09.800P	69	13.618	2:29.723	66	1 LAP	2:25.581	69	12.708	2:18.260	69	10.756	2:16.925
66	1 LAP	2:24.359	3	40.108	2:18.079	69	12.420	2:18.035	66	1 LAP	2:25.468	66	1 LAP	2:30.198
69	1:01.414	3:12.332P	77	51.063	2:23.063	3	36.963	2:16.088	3	35.255	2:16.264	3	33.022	2:16.644
1	1:39.839	3:18.206P	6	52.854	2:17.545	88	49.202	2:15.296	88	45.442	2:14.212	88	41.493	2:14.928
3	1:39.548	2:16.693	88	53.139	2:16.398	77	52.969	2:21.139	2	53.352	2:17.661	2	48.732	2:14.257
77	1:45.519	3:20.365	1	57.414	2:35.094	6	53.586	2:19.965	16	53.834	2:16.021	6	57.413	2:19.927
63	1:52.131	3:29.743P	2	57.551	2:15.846	2	53.663	2:15.345	77	55.745	2:20.748	77	59.129	2:22.261
6	1:52.828	2:28.026	16	58.085	2:16.763	16	55.785	2:16.933	6	56.363	2:20.749	63	1:07.342	2:18.323
88	1:54.260	2:14.399	63	1:04.181	2:29.569	1	58.528	2:20.347	63	1:07.896	2:18.129	16	1:18.025	2:43.068P
16	1:58.841	2:14.818	007	2:05.106	2:22.921	63	1:07.739	2:22.791	1	1:23.570	2:43.014P	1	1:31.232	2:26.539
2	1:59.224	2:14.634				007	2:08.315	2:22.442	007	2:11.809	2:21.466	007	2:16.076	2:23.144
007	2:59.704	2:22.104												
66	3:17.340	2:25.526												

Weather/Track: Sun / Dry

www.mstworld.com

Page 3 of 4

Paul Ricard
Circuit Length = 5.8420 km.
Start: 11:27 End: 12:09

Printed - 12:14 Sunday, 04 October 2009

Lamborghini Blancpain Super Trofeo

RACE 3 - LAP CHART

(contd.)

Lap 16			Lap 17			Lap 18			Lap 19			Lap 20		
No	Behind	Laptime	No	Behind	Laptime	No	Behind	Laptime	No	Behind	Laptime	No	Behind	Laptime
24		2:19.067	69		2:18.652	22		2:21.426						
22	6.523	2:20.809	22	2.229	2:21.324	69	1.064	2:24.719P						
69	6.966	2:15.277	24	2.950	2:28.568P	24	7.618	2:28.323						
3	30.477	2:16.522	3	20.813	2:15.954	3	15.282	2:18.124						
88	36.881	2:14.455	88	25.667	2:14.404	88	17.375	2:15.363						
2	43.929	2:14.264	2	32.308	2:13.997	2	22.911	2:14.258						
6	57.395	2:19.049	6	50.177	2:18.400	6	45.413	2:18.891						
77	1:01.380	2:21.318	77	56.197	2:20.435	63	54.399	2:20.166						
63	1:05.644	2:17.369	63	57.888	2:17.862	77	54.407	2:21.865						
66	1 LAP	3:08.188P	16	1:13.005	2:14.542	16	1:04.135	2:14.785						
16	1:24.081	2:25.123	1	1:21.043	2:17.175	1	1:15.243	2:17.855						
1	1:29.486	2:17.321	007	2:19.798	2:23.194	007	2:20.043	2:23.900						
007	2:22.222	2:25.213												

Weather/Track: Sun / Dry

www.mstworld.com

Page 4 of 4

Paul Ricard
Circuit Length = 5.8420 km.
Start: 11:27 End: 12:09

Printed - 12:14 Sunday, 04 October 2009